

DEPARTMENT OF THE  
NSW LEGISLATIVE COUNCIL

# ANNUAL REPORT 2023



## LETTER OF TRANSMITTAL

The Honourable Ben Franklin MLC  
President of the Legislative Council  
NSW Parliament House  
6 Macquarie Street  
SYDNEY NSW 2000

Dear Mr President,

It is with pleasure that I submit for your information and presentation to the House the annual report for the Department of the Legislative Council for the year ended 30 June 2023.

As you are aware, the Department of the Legislative Council is not legislatively required to table an annual report. However, as has been customary over previous years, the opportunity to provide information on the performance of the Department is embraced.

The content of the report incorporates the reporting requirements of the *Annual Reports (Departments) Act 1985* and the *Government Sector Audit Act 1983*, particularly in regard to the Department of the Legislative Council's aims, objectives, operations and financial performance.

I commend the report and hope you find it informative.

Your sincerely,

David Blunt  
Clerk of the Parliaments

### CONTACT US

Legislative Council  
NSW Parliament House  
6 Macquarie Street  
SYDNEY NSW 2000

[www.parliament.nsw.gov.au](http://www.parliament.nsw.gov.au)  
E • [council@parliament.nsw.gov.au](mailto:council@parliament.nsw.gov.au)  
P • (02) 9230 2111 (Clerk's Office)



@nswupperhouse



@nsw\_upperhouse



[www.thehouseinreview.com](http://www.thehouseinreview.com)


### VISIT US

The Legislative Council chamber and public areas of NSW Parliament House are open to the public on weekdays between 9am and 5pm, excluding public holidays. Free tours are also run on Mondays and Fridays, with more information available at [www.bit.ly/tour-PH](http://www.bit.ly/tour-PH).

On parliamentary sitting days, public access to the chamber is limited to the visitors' gallery, where members of the public are welcome to watch the proceedings of the House. The sitting day calendar is available from the Parliament's homepage at [www.parliament.nsw.gov.au](http://www.parliament.nsw.gov.au).

# CONTENTS

|   |    |
|---|----|
| PRESIDENT'S FOREWORD  | 3  |
| ABOUT US  | 4  |
| THE YEAR IN REVIEW  | 5  |
| OUR STRATEGIC PRIORITIES IN 2022/23   | 12 |
| MODERNISATION OF PARLIAMENT IN 2022/23  | 15 |
| STRENGTHENING TRUST & ENGAGEMENT IN 2022/23   | 19 |
| SAFEGUARDING PARLIAMENT'S INDEPENDENCE IN 2022/23   | 27 |
| SUPPORTING MEMBERS IN 2022/23   | 35 |
| Supporting the work of the House  | 41 |
| Supporting the work of Committees   | 47 |
| SUPPORTING OUR PEOPLE IN 2022/23  | 53 |
| FINANCIALS & GOVERNANCE   | 65 |
| APPENDICES  |    |
| Appendix 1: Comparison of key statistics  | 74 |
| Appendix 2: Members of the Legislative Council<br>as at 30 June 2023  | 75 |
| Appendix 3: Various allowances and expenditures of members<br>of the Legislative Council for 2022/23, plus 2021/22 Sydney<br>Allowance for members of the Legislative Council | 76 |
| Appendix 4: Committee travel expenses in 2022/23  | 91 |
| Appendix 5: Full statistics for committee inquiries active<br>in 2022/23, plus joint committees in 2022/23  | 93 |
| Appendix 6: Parliamentary Friendship Groups in operation<br>during 2022/23  | 96 |



## ACKNOWLEDGEMENT OF COUNTRY

*The Parliament of NSW acknowledges the traditional custodians of the lands where the Parliament is located, the Gadigal people of the Eora nation. We celebrate the diversity of Aboriginal peoples and their ongoing cultures and connections to the lands and waters of NSW, and pay our respects to Elders past and present.*

*We advise this publication may contain images or names of deceased persons in photographs or written content.*



## PRESIDENT'S FOREWORD

Firstly, I would like to acknowledge the Hon Matthew Mason-Cox for his stewardship as President of the NSW Legislative Council until my election to the role in May 2023.

It has been an honour to work with the Legislative Council team, led by the Clerk of the Parliaments, Mr David Blunt AM, and I am delighted by the work being done to make Parliament more accessible through technology, within the physical building, and by holding events and committee hearings across the state for all people in NSW.

The 2022/23 financial year was a time of change and renewal for the Council, and for the Parliament of NSW as a whole. We saw the 57th Parliament draw to a close following four years of record-breaking levels of scrutiny in the Upper House. In turn, the 58th Parliament opened, with new traditions (see p38), ushering in new membership (p36), and with the Council commencing its first full session under new standing rules and orders (p42).

It's my pleasure to present an overview of the year's key events, activities and achievements in this *Department of the NSW Legislative Council Annual Report 2022/23*. Across the report's pages, you'll discover everything from initiatives to improve the accessibility of the Council's proceedings (from p16) and to build engagement – including through an evolving Bicentenary program of events (p20) – to details of the Department's ongoing delivery of high-quality support for the operation of the House (p41) and its committees (p47).

For those wanting an at-a-glance summary of 2022/23, I encourage you to see the key statistics of the year on p7 and the special timeline of highlights from p8. For those who want to delve deeper, the following pages of the report provide detailed reporting against the year's strategic priorities, including facts and figures, case studies and 'spotlights'.

The activity outlined in this Annual Report lays a strong foundation for next year's Bicentenary of the Legislative Council and beyond. During the Bicentenary, we will *reflect, celebrate* and *imagine* as we encourage people across NSW to participate in the oldest Parliament in the nation. The Council will hold a suite of events across the state and in the Parliament that will celebrate the many diverse voices and stories over the last 200 years that have helped create the Council of today. I invite you to join us.

Warm regards,  
The Hon Ben Franklin  
President, NSW Legislative Council

### **ABOUT THE ROLE OF PRESIDENT OF THE NSW LEGISLATIVE COUNCIL**

*The President is the independent and impartial representative of the Legislative Council. The principal role of the President is to preside over the chamber, maintaining order and applying the practices and procedures of the House. The President is also the spokesperson of the House. As one of two Presiding Officers of the Parliament of NSW, together with the Speaker of the Legislative Assembly, the President is also jointly responsible for the parliamentary precincts. Learn more at [www.bit.ly/about-the-president](http://www.bit.ly/about-the-president).*

# ABOUT US

## ABOUT THE LEGISLATIVE COUNCIL

Soon to celebrate its Bicentenary, the Legislative Council is the oldest legislative body in Australia. Today it consists of 42 members, who are elected by a system of proportional representation to represent the entire state of NSW. Members serve for eight-year terms, with one half of the Council elected every four years at the state election.

Together with the other House of the Parliament – the Legislative Assembly – the Council is responsible for making and amending state laws. Most importantly though, the Council is a robust ‘House of Review’, with a critical role in scrutinising and holding to account the government of the day. In the chamber, the Council performs this function by reviewing legislation, questioning ministers, and ordering the production of documents. Outside the chamber, the Council scrutinises all manner of issues through parliamentary inquiries conducted by its very active committee system.

## ABOUT THE DEPARTMENT OF THE LEGISLATIVE COUNCIL

The work of the House and its committees is supported by the Department of the Legislative Council. Staff in the Department facilitate parliamentary sittings and hearings, and provide a range of corporate, governance and protocol support. This extends across procedural, analytical and administrative services, that together allow members of the Council to effectively perform their parliamentary duties, and allow members of the community to engage with the work of the Council.

The Department is accountable to the President of the Legislative Council and is headed by the Clerk of the Parliaments (learn more about the Department’s structure from p53). Departmental staff also work closely with staff in the Department of the Legislative Assembly and the Department of Parliamentary Services to ensure the effective running of the Parliament.

Learn more about the work of the Department, including the values staff uphold, at [www.bit.ly/LC-department](http://www.bit.ly/LC-department).



# THE YEAR IN REVIEW



## CLERK'S REVIEW

2022/23 was another big year for the Department of the Legislative Council – a year perhaps best defined by the simple word “new”. From May 2023, the Council of the 58th Parliament met in its newly restored chamber (p38), operating under new standing orders (p42), with a new President in the chair, and with the House’s work broadcast across the state in new, accessible ways (p16). There was even the unique circumstance of the House conducting one particular 2022 sitting in a brand-new location (p45).

This work was also supported by the staff of the Department working within a new, expanded structure – with newly defined sections and new staffing in place to best facilitate the high-volume, high-quality work of the Council. You can read more about this on p58.

Of course, for there to be new beginnings there must also be chapters closed. In 2022/23 we said farewell to the 57th Parliament, and to 13 Upper House members during the course of the year. This included member of 41 years Rev the Hon Fred Nile (among the 10 longest-serving members in the history of the Parliament of NSW), as well as former President the Hon Matthew Mason-Cox, together with the Hon Lou Amato; the Hon Scott Barrett; the Hon Catherine Cusack; Mr Justin Field; the Hon Shayne Mallard; the Hon Shaoquett Moselmane; the Hon Mark Pearson; the Hon Peter Poulos; the Hon Adam Searle; the Hon Walt Secord; and the Hon Mick Veitch. All made important contributions to the work of the House during their time. I would like to particularly note the contribution of former President Mason-Cox and his enthusiastic embrace of a vision for the forthcoming Bicentenary of the Legislative Council (p20).

As for the business of 2022/23, the House and its committees continued to operate at a frenetic pace (see from p41 for all the details), with committees of the 57th Parliament still at work right up to the day the Legislative Assembly expired on 3 March 2023. A particular highlight of the year was the adoption of new standing orders consolidating all of the innovative procedural reforms from throughout the 57th Parliament.

Finally, “collaboration” is another word well-suited to the year. It continued to be a pleasure to work closely with the Clerk of the Legislative Assembly, Helen Minnican, on cross-parliamentary matters, including the appointment of the Parliament’s first Independent Complaints Officer (p40). I also extend a sincere thank you to the Chief Executive of the Department of Parliamentary Services, Mark Webb, and his hard-working team, who have delivered new, high-quality audiovisual support for the sittings of the House and operation of committees in 2022/23, as well as the important heritage restoration works across the Parliament.

And lastly, it has been an honour to continue to lead and collaborate with the entire Department of the Legislative Council team across the year, particularly Deputy Clerk Steven Reynolds and all of our Department’s exceptional leaders. Our staff always work to the highest of standards of professionalism and service, and 2022/23 was no exception. I look forward to all the good work we’ll be doing together across the year ahead.

David Blunt AM  
Clerk of the Parliaments

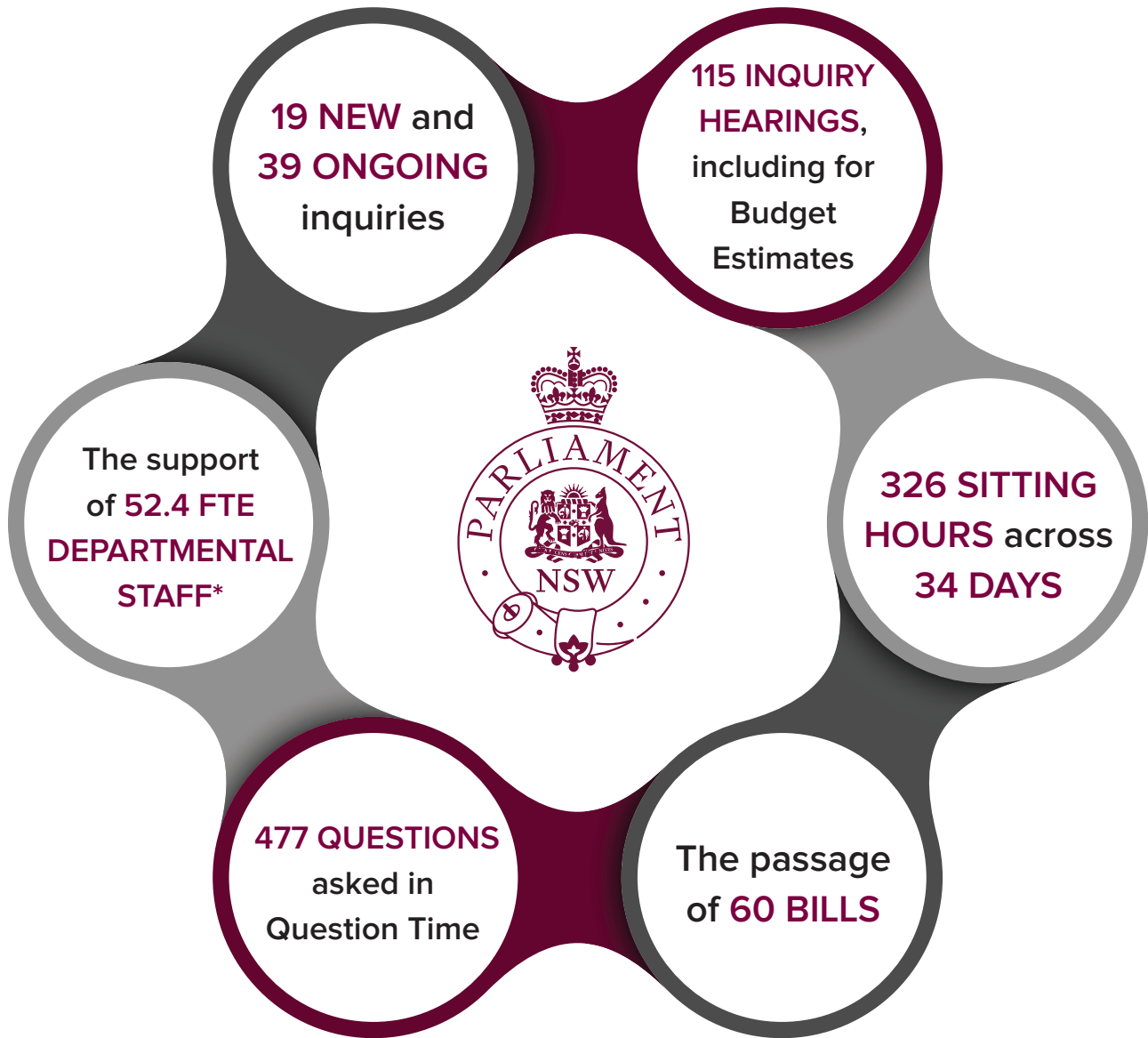
### ABOUT THE ROLE OF THE CLERK

*The Clerk of the Parliaments, also known as the Clerk of the Legislative Council, provides expert advice on parliamentary law, practice and procedure to the President, ministers and members of the Upper House. The Clerk is also responsible to the President for the efficient and effective administration of the Department of the Legislative Council. The Clerk works collaboratively with the Clerk of the Legislative Assembly and the Chief Executive of the Department of Parliamentary Services in relation to the administration of matters relating to the Parliament as a whole.*



# 2022/23 BY THE NUMBERS

IN 2022/23, THE COUNCIL'S WORK INVOLVED...



For more figures at a glance, see p41 and p47. For a full look at statistics as compared to previous financial years, see Appendix 1 (p74).

*\* Includes staff on maternity leave, and does not include member staff (secretary/research assistants)*

## FINANCIAL SUMMARY

|  | 2022/23      | 2021/22      | 2020/21      | 2019/20      |
|--|--------------|--------------|--------------|--------------|
| Net cost of services for the Legislative Council | \$39,581,000 | \$34,022,000 | \$32,445,982 | \$31,319,217 |
| Operational, committees and other costs          | \$11,409,000 | \$9,571,000  | \$8,586,305  | \$7,991,982  |

# HIGHLIGHTS OF 2022/23

## JULY 2022

Live captioning for Council broadcasts is expanded to cover inquiry hearings, improving accessibility of parliamentary proceedings. Read more on p16.



## JULY 2022

The Legislative Council in Practice seminar engages public sector workers with the work and operation of the Council – part of a range of education and training initiatives across the year. Read more on p25 and p60.



## JULY 2022

A new virtual tour of the Parliament is launched with input from the Department, as part of efforts to engage members of the community right across the state, including in rural and regional areas. Learn more on p25.



## AUGUST 2022

Representatives of the Council attend the 65th Commonwealth Parliamentary Association Conference in Canada, where it's announced NSW will host the 67th Conference. Learn more about this and other activities to build interparliamentary relationships from p28.



## SEPTEMBER 2022

The passing of Her Late Majesty Queen Elizabeth II sees the Office of the Black Rod team help deliver NSW's official proclamation ceremony of King Charles III at the Parliament. See our photo gallery online at [www.bit.ly/proclamation-photos](http://www.bit.ly/proclamation-photos). The Queen's passing also sees the House adjourn during the mourning period.



## SEPTEMBER 2022

The first Bicentenary conference is held, drawing a strong audience keen to learn about the origins of the Council. Read more on p20.



## AUGUST 2022

The Council's 2022/23 Budget Estimates hearings begin. The annual Budget Estimates inquiry is a key time for Upper House committees to scrutinise the work and spending of the Government. Learn more on p48.



## AUGUST 2022

The Parliament appoints its first Independent Complaints Officer, a role established according to the resolutions of both Houses. Learn more about this important integrity role on p40.



## AUGUST 2022

The report of an independent review into bullying, sexual harassment and sexual misconduct in NSW parliamentary workplaces (also known as the 'Broderick Review') is published, with the Council and Parliament going on to develop an implementation plan to address the findings. Read more on p62.

## OCTOBER 2022

The first Bicentenary exhibition, *Unlocking the House*, unearths fascinating objects and stories from the Council's history. Read more about Fountain Court exhibitions across the year on p23. This month, the Bicentenary program is officially launched by the Governor in conjunction with President Matthew Mason-Cox.



## OCTOBER 2022

Led by the President of the Council, a NSW Parliament delegation visits the National Parliament of Solomon Islands to bolster relationships and learning through the important 'twinning' program. Learn more on p31.



## NOVEMBER 2022

An inquiry into Auslan interpretation for House proceedings concludes, leading to a pilot program of activities in 2023. Read more on p16.



## NOVEMBER 2022

Structural changes to the Department are agreed to, leading to growth and development across the teams – all to better facilitate the work of the Council. Learn more on p58.



## DECEMBER 2022

A major program of capital works is underway at Parliament House, including a significant restoration of the Council chamber.



## DECEMBER 2022

Though the House rose on 17 November, it's recalled on 19 December to deal with the Energy and Utilities Administration Amendment Bill 2022. With chamber renovations underway, the House meets outside of its chamber for the first time since 1856. Read more on p45.

### JANUARY 2023

Staff from the Department and across the Parliament present a number of papers at an ANZACATT professional development seminar in Melbourne, helping share and strengthen parliamentary practices with colleagues across Australia and New Zealand. Read more on p29.



### FEBRUARY 2023

The Governor approves the Council's revised standing rules and orders, marking just the fourth time since the advent of our bicameral parliamentary system that such a comprehensively reviewed and updated set of Council standing orders have been adopted. Read more on p42.



### MARCH 2023

The first Sandra Vella Staff Development Day is run – a development and training opportunity for staff across the Department, held in honour of a former colleague. Learn more about this and other professional development initiatives from p60.



### MARCH 2023

The 57th Parliament comes to an official end ahead of the state election held on 25 March. The Parliament was prorogued on 27 February, and the Legislative Assembly dissolved on 3 March, with the Council's inquiry activity continuing to the very last day.



### MAY 2023

The Reconciliation Wall is home to a number of special exhibitions across the year, and in May a series of artworks created specifically for the space go on display. Learn more about Reconciliation Wall exhibitions across the year on p24.



### APRIL 2023

The distribution of preferences for the Council election are announced on 19 April, with 11 newly elected and 10 re-elected members of the Upper House. Learn more about the Council's new and farewelled members from p36.



### MAY 2023

The 58th Parliament is officially opened on 9 May. Learn more about the special proceedings on p38. During the House's first sitting, members are sworn in and the Hon Ben Franklin is elected as President, with the Hon Rod Roberts elected as Deputy President and the Hon Peter Primrose elected as Assistant President.



### APRIL 2023

The Immortals video series concludes, having explored the marble figures of the Council chamber as a key part of early Bicentenary communications. Read more on p22.



### APRIL 2023

With the election of new members, a comprehensive induction program and a brand-new Members' Guide are developed and delivered by the Department, in collaboration with colleagues in the Department of Parliamentary Services. See p39.



### MAY 2023

An increase in the number of consular and diplomatic visits follows the Opening of the 58th Parliament, extending into the next financial period. Read more on p32.




### JUNE 2023

With the first sittings of the Council in the 58th Parliament, the House's standing committees are now re-established, with a new one established in June. In the coming weeks and months, new select committees are also agreed to. Read more from p52.

### JUNE 2023

A new digital resource for briefing inquiry witnesses is launched, to support witnesses and drive efficiencies in the Department. Read more on p18.




### JUNE 2023

A digitisation project to increase access to historical records of bills and tabled papers going back to the beginnings of the Council draws to an end, with thousands of additional documents now available online. Read more on p17.



### THROUGH 2022/23

The Department's tour team supports the implementation of a new schedule for public and school tours. Learn more about tours on p23.





# OUR STRATEGIC PRIORITIES IN 2022/23



During 2022/23, the work of the Department was guided by the *Department of the Legislative Council Strategic Plan 2022/23*, which remains available at [www.bit.ly/strategic-plan-22-23](http://www.bit.ly/strategic-plan-22-23).

Outlining the Department's key priorities and project action areas for the financial period, the plan was developed to align with broader strategic priorities set by the *Parliament of NSW Strategic Plan 2019-2023*.

The overarching priorities were:

- 1. MODERNISATION OF PARLIAMENT**
- 2. STRENGTHENING ENGAGEMENT WITH THE PUBLIC AND ENHANCING TRUST IN PARLIAMENT AS AN INSTITUTION**
- 3. SAFEGUARDING THE INDEPENDENCE OF A STRONG PARLIAMENT**
- 4. SUPPORTING MEMBERS IN THEIR EVOLVING ROLE AS ELECTED REPRESENTATIVES**
- 5. DEVELOPING THE CAPABILITIES OF THE PARLIAMENT'S WORKFORCE**

At the time of writing, a new strategic plan for the Parliament of NSW had been finalised to cover the full term of the 58th Parliament. This plan is available on the Parliament's website.



STRATEGIC PRIORITY 1

# MODERNISATION OF PARLIAMENT IN 2022/23

From improving the accessibility of Legislative Council proceedings to progressing essential digital technology work, the Department continued to support the evolution of a modern Parliament of NSW throughout the financial year.

## A SPOTLIGHT ON ACCESSIBILITY

During the year, important enhancements helped increase the accessibility of Council proceedings to allow more members of the community to engage with the work of the Upper House.

In June 2022 (just ahead of the reporting period) live captioning was introduced to the chamber's real-time broadcast, alongside that of the Legislative Assembly's. This saw the Parliament of NSW become the first state or territory legislature in Australia to provide live captions for parliamentary proceedings. During 2022/23, this real-time captioning was expanded to cover inquiry hearings as well. Now viewers of all live streams via [www.bit.ly/webcastnsw](http://www.bit.ly/webcastnsw) have the option to toggle captions on or off.

Meanwhile, in November 2022 the Council's Procedure Committee completed a landmark inquiry exploring the use of Australian sign language

interpretation for House proceedings, and other ways to make to work of the Upper House more accessible to the Deaf community. The inquiry itself featured Auslan interpretation of the hearing broadcasts.

Following the report's recommendations, Auslan interpreters provided a live translation for the official speech on the Opening of the 58th Parliament, which was delivered in May 2023 by the Lieutenant-Governor of NSW, His Excellency the Honourable Andrew Bell (see p38 for more on the Opening). Into 2023/24, work continued on a pilot program of Auslan video summaries, providing regular, accessible recaps of the House's sittings and other work. Look out for these videos at [www.facebook.com/nswupperhouse](http://www.facebook.com/nswupperhouse).

### WATCH A SUMMARY OF THE AUSLAN REPORT!

Scan the QR code for a signed video summarising the findings of the Council's inquiry into accessibility for the Deaf community





## UPDATING CHAMBER & HEARING ROOM AV

A critical program of audiovisual upgrades has been undertaken across the Parliament of NSW, with modern and adaptable systems now facilitating parliamentary proceedings and ensuring reliable broadcasting to the public at large.

- **In the chamber**, as part of restoration and renovation works, the Parliament's audiovisual and broadcast team oversaw the upgrade of the Council's broadcast and sound system. This included the replacement of speakers and microphones, upgrades to cameras, upgraded timing equipment and more.
- **In committee hearing rooms** including the Macquarie, Jubilee and Preston-Stanley Rooms, the broadcasting system has been or at the time of writing is in the process of being replaced, and additional infrastructure is being introduced – including screens and cameras to support videoconferencing capabilities for members and witnesses during committee hearings.

Significantly, technical upgrades have allowed the move to a specialised, in-house broadcast team within the Department of Parliamentary Services. This team controls all aspects of AV for the chamber each sitting day, and supports committees with broadcasting and streaming services. The team, and the infrastructure upgrades, are helping to reduce the risk of outages and speed up the resolution of any technical issues that might arise during proceedings.

## DIGITISING OUR HISTORICAL RECORDS

An incredible number of historical bills and tabled papers are now available to access on the Parliament's website, thanks to the finalisation of a special digitisation project at the end of 2022/23.

The project involved the work of staff from across the Parliament, including in the Department of the Legislative Council, and means there are now more than 11,500 PDFs and 15,000 records of bills introduced since 1856 available at [www.bit.ly/bills-database](http://www.bit.ly/bills-database). This includes records of all relevant dates, the bill text, various versions, and explanatory notes where available.

For tabled papers (which include documents such as messages from the Governor, statutory instruments and petitions), the archive has been expanded by an additional 80 years and 100,000 records, with early tabled papers now accessible from the very start of the Council in 1824 through to 1938 via [www.bit.ly/taled-papers-database](http://www.bit.ly/taled-papers-database).

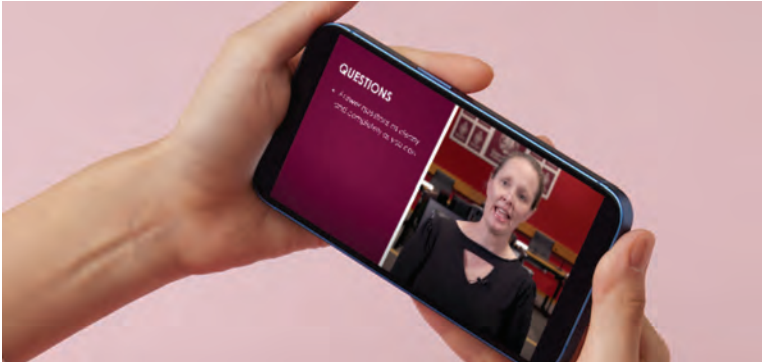
### WATCH THIS SPACE

During 2022/23, the Department also participated in the development of a new digital records and archiving platform for the Parliament called 'Parlimento'. Bringing together historical objects, photographs and more, stay tuned for information regarding its public launch.



## GOING DIGITAL WITH WITNESS BRIEFINGS

During the year, a new digital resource was added to the Department's toolkit to modernise and streamline the witness briefing process for committee inquiries.



Ahead of parliamentary hearings, departmental staff brief witnesses to help them prepare for the day, covering everything from the logistics of appearing at a hearing to critical information on 'adverse mention', parliamentary privilege, procedural fairness and more. As individual briefings typically cover the same standard topics, in 2022/23 a witness briefing video was developed to standardise briefings, drive efficiencies and enhance briefings with practical, visual information.

While one-on-one phone or video call briefings can still be delivered where needed (for example for vulnerable witnesses or where the nature of the inquiry requires a more tailored approach), the roll-out of the modern briefing video is anticipated to save the Department hundreds of hours in briefing time across the coming year, and has been met with great positivity so far.

### GET BRIEFED!

Scan the QR code to see the witness briefing video



## NEW & UPDATED SYSTEMS: OUR DIGITAL TRANSFORMATION PROJECTS

There were a number of ongoing and completed technology initiatives in 2022/23, all helping to enhance and evolve the Department's systems and processes. Here's a quick snapshot:

### MOVING TO 'THE CLOUD'

Cloud-based applications were introduced in the financial period to improve remote access, secure document sharing and enable access to modern productivity tools across the Department. Microsoft

365, Microsoft Teams and SharePoint were all rolled out as part of a Parliament-wide initiative.

### GOING DIGITAL WITH ORDERS FOR PAPERS

The Department continues to work with the Parliament's Digital Transformation Branch and the Cabinet Office on the development of an 'e>Returns' system. The system will provide the Parliament and government agencies with an electronic system for lodging and receiving returns to orders for papers – improving accessibility and driving administrative efficiencies.

Just ahead of the financial period, stage three of the project was put on hold to await the outcome of a Procedure Committee inquiry into the operation of standing order 52 (the rule of the House covering orders for papers). With the inquiry report tabled in November 2022, making four recommendations, the Parliament and Cabinet Office have since recommenced work, exploring further requirements of the e>Returns system.

### VISUALISING DATA

In June 2023, work was completed to harness the power of Power BI – a data visualisation tool used to communicate facts and figures in an easy-to-digest way. The project, involving the Digital Transformation Branch and staff across the Parliament, has provided a solution for collecting procedural statistics by linking Power BI to the Parliamentary Information Management System (PIMS). This has effectively reduced the amount of manual counting and data entry required on sitting days, as staff across the Parliament now have access to real-time PIMS data at the click of a button. The Council's procedural statistics can be seen online at [www.bit.ly/LC-statistics](http://www.bit.ly/LC-statistics).

### MIGRATING DATA

In February 2023, a pilot program commenced to demonstrate the feasibility and ease with which information can be transferred from PIMS to the 'Parliamentary Portal' cloud platform – involving the migration of existing data, and the synchronisation of databases between two systems to enable an ongoing data flow. The now-delivered project involved publicly available information relating to members of Parliament, as displayed on the Parliament's website.



STRATEGIC PRIORITY 2

# STRENGTHENING ENGAGEMENT & TRUST IN 2022/23

Building connections with the community, driving engagement with the work of the Legislative Council, and strengthening trust in the democratic institution of the Parliament remains a key focus for the Department. In 2022/23, this was realised across public engagement in all its forms, including across Bicentenary activities.

## A SPOTLIGHT ON OUR BICENTENARY

The Bicentenary of the Legislative Council falls across 2023 and 2024 – with 2023 marking 200 years since the Council was established by the passage of the *New South Wales Act 1823*, and 2024 marking two centuries since the Council sat for the first time on 25 August 1824. With this newly formed Council being Australia’s first example of deliberative government, the Bicentenary is an opportunity for the Parliament to reflect on 200 years of evolving democracy in Australia, and to look toward a resilient, inclusive and representative democracy of the future.

During the reporting period, the Department’s Office of the Black Rod worked with the President and the Clerk of the Parliaments to develop and launch the first events in the Bicentenary program. This began with a conference themed *The State of the Colony: People, Place and Politics in 1823* – the first of three conferences planned across the Bicentenary period. This first conference provided an eye-opening journey back in time to 1823, exploring key figures, surprising stories and critical events in the early history of NSW

that provided the background to the establishment of the Council and the call for a curb on the autocratic power of the Governor. Videos and transcripts can be found at [www.bit.ly/SOTC1823](http://www.bit.ly/SOTC1823).

In October 2022, the Council unveiled its first Bicentenary exhibition with the theme *Unlocking the House*, telling 10 stories from the Council’s unique and colourful history. The stories chosen canvassed parliamentary practice, tradition, representation and social change, and have now been captured in a special commemorative exhibition booklet. You can read the stories and see photos and objects from the exhibition at [www.bit.ly/unlocking-the-house](http://www.bit.ly/unlocking-the-house).

Also in October 2022, Her Excellency Margaret Beazley AC KC, Governor of NSW and Patron of the Bicentenary, officially launched the Bicentenary program of commemorative activities during a special event attended by almost 500 guests drawn from across the NSW community. Watch a short video recap of the event at [www.bit.ly/official-bicentenary-launch](http://www.bit.ly/official-bicentenary-launch).



*The Bicentenary program launch in October 2022 (above) and the first Bicentenary conference and exhibition, together with booklet series (opposite page)*



Meanwhile, through 2022 and early 2023, the Office of the Black Rod worked with the Office of the President on a wide range of other Bicentenary initiatives, including:

- Arranging the commission of a commemorative Aboriginal artwork that will be unveiled in 2024
- Working with Aboriginal consultancy firm Thirriwirri to develop a Young Aboriginal Leaders Program
- Developing a Bicentenary website, including informational videos, a timeline of the establishment and evolution of the first Council, and related resources ([www.parliament.nsw.gov.au/bicentenary](http://www.parliament.nsw.gov.au/bicentenary))
- Producing and publishing eight videos revealing the life and achievements of the figures immortalised in marble in the Council chamber, which attracted high levels of engagement across social media platforms – available at [www.bit.ly/the-immortals-videos](http://www.bit.ly/the-immortals-videos)
- Developing a comprehensive communications and engagement strategy for the Bicentenary program
- Launching the first two booklets in the *Bicentenary Series*, documenting the first exhibition and *The Immortals* video series
- Developing partnerships with other NSW institutions with whom the Council shares its Bicentenary milestone, including the Supreme Court, the Audit Office, and NSW Treasury

- Supporting a range of events and activities including Bicentenary statements made in the House by President Matthew Mason-Cox, and formal luncheons and planning meetings with Bicentenary partners and ambassadors
- Convening the first in a new Bicentenary Awareness Forum series, bringing together representatives of the three parliamentary departments
- Commencing work on the events and activities planned for the 2023/24 reporting period.

Following the start of the 58th Parliament and the election of President Ben Franklin, the Department has worked closely with the President to incorporate additional elements into the Bicentenary program, which will be rolled out across the 2023/24 financial year. The revised Bicentenary program has adopted the theme *'Reflect; Celebrate; Imagine'*, inviting audiences to reflect on the Council's 200 year history; celebrate the Council's development into a robust, modern House of Review; and imagine how it will continue to evolve into the future. The Department looks forward to the continuation of an exciting program of events and activities throughout 2023 and 2024, and to sharing the colourful history, development and achievements of the Council with all of NSW.

## SOCIAL & DIGITAL ENGAGEMENT

Throughout the year, the Department delivered a robust content calendar across social and digital media to drive awareness of and engagement with the work of the Council. This included everything from live coverage of sitting days and essential updates on parliamentary inquiries, to promotion of events and exhibitions, and rich content exploring the Council's history and upcoming Bicentenary. High-quality videos, photography, infographics and stories produced by the Department's Office of the Black Rod brought all of this content to life.



### WHERE WE ENGAGED

Channels used by the Department in 2022/23 included...

- **Facebook:** [www.facebook.com/nswupperhouse](http://www.facebook.com/nswupperhouse)
- **X (formerly known as Twitter):** [www.twitter.com/nsw\\_upperhouse](http://www.twitter.com/nsw_upperhouse)
- **The House in Review blog:** [www.thehouseinreview.com](http://www.thehouseinreview.com)

Throughout the year, content produced by the Department was also regularly amplified through news and other pages on the Parliament of NSW website ([www.parliament.nsw.gov.au](http://www.parliament.nsw.gov.au)), as well as through the Parliament's LinkedIn, Instagram and general Facebook accounts.

### HOW WE PERFORMED

Despite a natural lull in content opportunities between the 57th and 58th Parliaments, social and digital media channels performed well and content continued to reach key audiences, from the broad general public of NSW, to the media and parliamentary communities online.

On Facebook in 2022/23, engagements with content (likes, comments and shares) increased nearly 93 per cent compared to 2021/22, thanks in particular to high-profile inquiry topics and eye-catching historical content. Meanwhile, impressions (the 'number of opportunities' for content to be seen) grew by 34 per cent to nearly 720,000, and the Facebook page finished the year with more than 5800 followers.


On Twitter, the Council's account grew nearly 10 per cent to close to 4700 followers. While its content achieved more than 500,000 impressions, this was a noted decrease from 2021/22's performance (when impressions soared over 1.2 million), reflective of the six-month absence of high-performing sitting-day content from late 2022 to the resumption of Parliament in May 2023. Recent data indicates the account's performance is back on track, with close to 230,000 impressions over the last few months alone.

The House in Review blog was also visited more than 10,000 times during the financial year. A survey undertaken in recent months will see the blog's content and delivery bolstered throughout the newest reporting period.

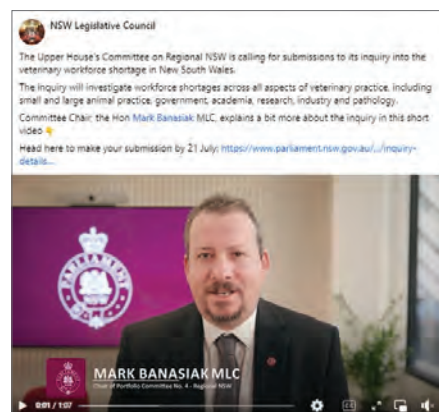
## VIDEO HIGHLIGHTS

In addition to the examples that can be seen across this annual report, just some of the professional-quality video content produced in 2022/23 included:

- **The conclusion of 'The Immortals' series of videos**, developed as part of Bicentenary activities to acknowledge and explore the eight figures honoured with marble busts in the Council chamber. Find all videos at [www.bit.ly/the-immortals-videos](http://www.bit.ly/the-immortals-videos).



- **Interviews with inquiry Chairs** to promote the launch of Council inquiries, which can be seen across the Council's social media accounts.



- **Videos showcasing artists and exhibitors** behind the latest Fountain Court and Reconciliation Wall exhibitions, available on the pages at [www.bit.ly/events-and-exhibitions](http://www.bit.ly/events-and-exhibitions). See p23 for more on exhibitions.

## THE PEOPLE'S PARLIAMENT: PUBLIC & SCHOOL TOURS

Tours of Parliament House and the Council chamber are a fantastic engagement and education opportunity. The Department's Chamber and Support staff deliver the tours to visiting primary and secondary schools, members of the public, special interest groups and visiting dignitaries. They include information on the function and history of the Council, as well as role plays for students.

During 2022/23, tours were delivered to 88 schools with 3262 students and 74 public tour groups. These numbers were impacted by critical renovation and restoration work occurring in the chamber and parliamentary precinct, with tours unavailable for five months across late 2022 and early 2023.

Meanwhile, the Chamber and Support team used the period to explore the tour offerings of similar institutions to inform a review of tour processes and content, and continued a review of the Department's manuals used to support the tour program. The team also worked with colleagues in the Legislative Assembly and Department of Parliamentary Services to develop and implement a new tour schedule to meet benchmarks set under the *Parliament of NSW Communications, Engagement and Education Strategy 2020-2023*. The new schedule has successfully increased the numbers of tours made available to schools and visitors.



## EXHIBITIONS AT THE PARLIAMENT

The Department's Office of the Black Rod is responsible for the Parliament's Fountain Court and Reconciliation Wall exhibition spaces, delivering a program of fresh, thought-provoking and beautiful exhibitions throughout the year. Each exhibition is a chance to invite more members of the public through the doors of Parliament House, raising the profile of the Parliament as both the seat of democracy in NSW and a public space and cultural destination.

### FOUNTAIN COURT EXHIBITIONS

A central feature of the Parliament's public spaces, the walls of the Fountain Court form a unique exhibition space where visitors can see free monthly exhibitions relevant to NSW, hosted by members of Parliament.

While the Parliament was closed to the public from December 2022 to May 2023 due to renovation and restoration works, in 2022/23 the Fountain Court still hosted eight exhibitions, with a dynamic mix of offerings from community groups, solo artists and public agencies:

- July 2022 – *Behind the Lines* cartoon exhibition by The Museum of Australian Democracy, hosted by the Parliament's Presiding Officers
- August 2022 – *Misunderstood Animals* art exhibition by Rhonda Partridge, hosted by the Hon Mark Pearson MLC
- September 2022 – *Too Blue to be True* art exhibition by the Australian Chinese New Arts Society, hosted by the Hon Chris Minns MP
- October 2022 – *Unlocking the House*, a Legislative Council Bicentenary exhibition, hosted by the Hon Matthew Mason-Cox MLC



- November/December 2022 – *The Nikon-Walkley Awards for Excellence in Photojournalism* photography exhibition by The Walkley Foundation, hosted by the Hon Dominic Perrottet MP
- May 2022 – *Through the Heart... A Flood of Fears and Tears* photography exhibition by Jacklyn Wagner, hosted by Jenelle Saffin MP
- Also in May 2022 – *Unconditional Stories* art and education exhibition by Ballina District Hospital and TAFE NSW Lismore, hosted by the Hon Ben Franklin MLC
- June 2022 – *Our Shared Futures* exhibition by Museum of Futures, hosted by Alex Greenwich MP.

Details of past, current and future exhibitions can be found online at [www.bit.ly/events-and-exhibitions](http://www.bit.ly/events-and-exhibitions).

### RECONCILIATION WALL EXHIBITIONS

Located within the Fountain Court, the Reconciliation Wall is part of the Parliament's commitment to reconciliation with Aboriginal and Torres Strait Islander people. The space allows the Parliament to engage with and promote Aboriginal and Torres Strait Islander artists in NSW, and features eye-catching exhibitions of high-quality artwork.

In 2022/23, the Office of the Black Rod team worked closely with the Parliament's Senior Aboriginal Liaison Officer to increase the number and variety of exhibitor applications for the Reconciliation Wall. During the year, exhibitions on display included *Wabu* from Gamilaroi Ularoi/Yuwaalaraay artist Lakarri Pitt, featuring paintings inspired by stories passed down by Lakarri's Baagii (Nan) about living on the Namoi river in Walgett. Artworks created by students were also featured as

part of the *Schools Reconciliation Challenge* exhibition, organised by Reconciliation NSW.

Meanwhile, from May 2023, the Reconciliation Wall was host to *Songline*, a large-scale series of pieces created specifically for the space by Northern Rivers artist Kim Healey, exploring Bundjalung culture and connection to country.

Both Reconciliation Wall and Fountain Court exhibitions are able to complement and enhance other activities and events taking place across the Parliament – for example, *Songline* artist Kim Healey was invited to speak to parliamentary staff about her art and story as part of NAIDOC Week 2023.

### PROMOTING OUR EXHIBITIONS

Promotional and media support continued to be provided across 2022/23 for Fountain Court and Reconciliation Wall artists and exhibitors. This included:

- Virtual exhibitions to take exhibitions to a wider audience, including people in regional areas and those unable to visit Parliament in person. An innovative 3D gallery tool continues to be used to recreate each exhibition online.
- Professional videos with artists and exhibitors, used across the Department's and Parliament's digital and social media channels alongside other promotional content.
- Media engagement, including the production of media releases and outreach to secure coverage across radio, print and TV.





## REGIONAL ENGAGEMENT

Engagement with regional and rural communities is an important area for the Parliament and the Department to grow and strengthen. During the period covered by the *Parliament of NSW Strategic Plan 2019-2023*, the impacts of COVID on regional outreach were of course felt. Within the Department there was work to regain regional engagement momentum in 2022/23, including:

- **Collaboration on a virtual tour of the Parliament of NSW**, to allow ‘visitors’ from across the state (and beyond) to experience the Parliament in an immersive 360° experience. This project was led by the Department of Parliamentary Services with close input from the House departments. The tour is available at [www.bit.ly/PH-virtual-tour](http://www.bit.ly/PH-virtual-tour).
- **Ongoing engagement with regional and rural communities through parliamentary inquiries**, with public forums, site visits and parliamentary hearings taking place at relevant locations across the state (and improvements to digital broadcasting allowing everyone the opportunity to engage online).
- **Planning for on-the-ground regional outreach activities in 2023/24**. This included updating training materials following the start of the new Parliament, ready for interactive school engagement sessions to be delivered alongside regional committee hearings in the second half of 2023. Groundwork also began for regional outreach as part of the upcoming Bicentenary program of events. Stay tuned for more!

## BUILDING TRUST & UNDERSTANDING THROUGH EDUCATION & TRAINING

Providing access to and education around the Parliament and the work of the Council is important in driving awareness and strengthening engagement and trust among key stakeholders. In 2022/23, this included targeted training programs...

### PUBLIC SECTOR SEMINARS

Organised by the Department’s Procedure Office, Legislative Council in Practice Seminars offer a full-day immersion in the world of the Council for public servants, with a focus on how the Council exercises its functions as a ‘House of Review’. During the financial period one seminar was held on 21 July 2022, with 36 external participants and 11 internal attendees (with a second seminar impacted by building works later in the year). Meanwhile, preparations were undertaken for the 2023 seminars, with the first held in August 2023 and strongly attended.

### SUPPORTING PARTICIPATION IN PARLIAMENTARY INQUIRIES

During the year, Committee Office staff continued a very successful program of workshops run in

conjunction with the NSW Council of Social Services (NCOSS), aimed at improving non-government stakeholders’ understanding of parliamentary inquiries and their skills in participating in them.

During the reporting period, workshops were held on 10 August and 9 November 2022.


### SPECIAL SECONDMENT OPPORTUNITIES

The ‘Working in the Legislative Council’ program is a 12-week professional development initiative offered to departmental officers in the broader public service who want to gain first-hand experience of the operations of Parliament. The program includes assisting with the annual Budget Estimates process and the work of Council committees generally.

From August 2022, Holly McDonald and Daisy D’Souza were program participants from the Department of Communities and Justice. Holly later joined the Department in July 2023 as a Principal Council Officer in the Committees Office.



The 2023 Legislative Council in Practice Seminar



STRATEGIC PRIORITY 3

# SAFEGUARDING PARLIAMENT'S INDEPENDENCE IN 2022/23

Safeguarding the independence of a strong Parliament includes asserting the Parliament's powers and also strengthening interparliamentary relationships – with opportunities for the Legislative Council to do all of this across the financial year.

## A SPOTLIGHT ON INTERPARLIAMENTARY RELATIONSHIPS

During 2022/23, the Department and the wider Parliament continued fostering important relationships and participated in initiatives to share information and bolster parliamentary practices and procedure across the Commonwealth. Here are some examples...

### THE COMMONWEALTH PARLIAMENTARY ASSOCIATION AND ITS ANNUAL CONFERENCE

The Commonwealth Parliamentary Association (CPA) brings together parliamentarians and parliamentary staff to collaborate on issues of mutual interest and to share good practice. Its mission is to promote the advancement of parliamentary democracy by enhancing knowledge and understanding of democratic governance – and one of the ways the CPA does this is through the annual Commonwealth Parliamentary Conference.

For 2022/23, the conference was held across 20-26 August 2022 in Halifax, Canada and attended by more than 600 parliamentarians and clerks representing parliaments and legislatures from across the Commonwealth. Then-President the Hon Matthew Mason-Cox attended on behalf of the Council, together with the Clerk of the Parliaments.

In big news, at the conclusion of the CPA Annual General Meeting that was held at the conference, the NSW Branch of the CPA was announced as the host of the 67th Commonwealth Parliamentary Conference

in 2024, and Mr Mason-Cox was confirmed as Vice-President of the CPA – a position he held until the conclusion of his parliamentary term in May 2023. (At the beginning of 2023/24, current President of the Council the Hon Ben Franklin was confirmed as the new CPA Vice-President, and was later elected as CPA President.)

The Society of Clerks-at-the-Table (SOCATT) holds its annual meeting as part of the Commonwealth Parliamentary Conference. In 2022, the Clerk of the Parliaments took the opportunity to present to this international audience of 100 Clerks from across the Commonwealth a paper prepared by the Procedure Office's Velia Mignacca entitled *Practice makes perfect? (Or at least a little better): Sessional orders as a vehicle for procedural reform in the NSW Legislative Council*. Read the paper at [www.bit.ly/2022-SOCATT-paper](http://www.bit.ly/2022-SOCATT-paper).

### THE PRESIDING OFFICERS AND CLERKS CONFERENCE

Each year the Presiding Officers and Clerks from Parliaments around Australia and the Pacific gather for the Presiding Officers and Clerks Conference (POCC). The 51st conference took place in Melbourne in July 2022, focused on strengthening democracy to face modern challenges and 'Democracy's Way Forward'. At the conference, the Clerk of the Parliaments presented a paper titled *Upholding and Strengthening Parliament's Constitutional Functions: The Election*



of a New President of the NSW Legislative Council in 2021: A Clerk's Eye View of Proceedings. Read it at [www.bit.ly/2022-paper](http://www.bit.ly/2022-paper).

The 52nd POCC fell just outside the 2022/23 period and was hosted by the National Parliament of Solomon Islands with a focus on 'Building Strong and Resilient Parliaments'.

### ANZACATT

The Australian and New Zealand Association of Clerks-at-the-Table (ANZACATT) is the professional association for parliamentary officers. Each January it organises a seminar attended by parliamentary officers from around Australia and New Zealand, providing information and opportunities for discussion for a wide range of parliamentary officers, including senior colleagues with extensive experience and colleagues new to the subject matter.

In January 2023 the ANZACATT Professional Development Seminar was hosted by the Parliament of Victoria. The theme was *Contemporary Parliaments: What traditions should be preserved in a changing world*. Staff attending from the Department included Stephen Frappell, Beverly Duffy, Sharon Ohnesorge, Merrin Thompson, Allison Stowe, Jock Gardiner, Cherelyn Brearley, Jessie Halligan and Stephen Fujiwara. Staff of the Council presented three papers at the seminar, as outlined on p30.

### PARLIAMENTARY EXCHANGE PROGRAM

The Joint Clerks of both the Parliament of NSW and Parliament of Victoria have a reciprocal professional development arrangement for staff to undertake exchange programs in each other's Parliament. This is a great opportunity for staff to learn more about each Parliament's processes and systems and explore areas for improvement. From 30 August to 1 September 2022, Department of the Legislative Council staff Alexander Stedman, Christine Thai and Dan Collins undertook a secondment to the Procedure Office at the Parliament of Victoria for a three-day program.

Also in September 2022, two staff from the Parliament of Victoria, Joel Hallinan and Patrick O'Brien, undertook secondments to the Council's Committees Office, assisting with parliamentary inquiries.



Photos from the 65th Commonwealth Parliamentary Conference in Canada, including the announcement of the 67th conference coming to Sydney

## SHARING INSIGHTS INTO PARLIAMENTARY PROCESSES

Sharing scholarship on parliamentary processes is another way in which strong and independent parliaments can fostered and discussed. In addition to the papers delivered by the Clerk of the Parliaments at the 65th Commonwealth Parliamentary Conference and the 51st Presiding Officers and Clerks Conference (see p28), department staff published a number of articles relating to the Council and parliaments more generally in 2022/23:

- **Parliamentary privilege: developments since 2019 and current issues** was a paper presented in November 2022 by Clerk Assistant – Procedure, Stephen Frappell, to a Legalwise seminar on parliamentary law. It summarised recent developments and current issues around Australia in relation to parliamentary privilege, picking up where a previous presentation to the 2019 left off. Read the paper at [www.bit.ly/2022-privilege-paper](http://www.bit.ly/2022-privilege-paper).
- **Examination, publication and use of Cabinet documents by Legislative Council committees** was presented in January 2023 by Clerk Assistant – Committees, Beverly Duffy, to 2023's ANZACATT professional development seminar. It looked at a report of the Council's Privileges Committee into the use of Cabinet documents by committees. Read at [www.bit.ly/2023-cabinet-paper](http://www.bit.ly/2023-cabinet-paper).
- **Burgundy Walls:** The Fountain Court and the importance of public spaces and exhibitions for engagement, presented at the same ANZACATT seminar by Office of the Black Rod staff member Cherelyn Brearley, exploring the use of art exhibitions to bring new and diverse audiences into the Parliament. Read at [www.bit.ly/2023-exhibition-paper](http://www.bit.ly/2023-exhibition-paper).

- **Back to the future: Charting the evolution of the NSW Legislative Council Regulation Committee**, presented to the ANZACATT seminar by Stephen Frappell and Director – Procedure, Sharon Ohnesorge, telling the story of the Council's Regulation Committee from its origins in 2016 through to two significant reports into delegated legislation in 2020 and 2022. Read at [www.bit.ly/2023-regulation-paper](http://www.bit.ly/2023-regulation-paper).

## THE AUSTRALIAN STUDY OF PARLIAMENT GROUP

The Australasian Study of Parliament Group (ASPG) is a politically non-partisan body established in 1979 to encourage and stimulate research, writing, teaching and discussion about parliamentary institutions, particularly those in Australasia and the South Pacific.

The President and Speaker are co-Patrons of the ASPG NSW Chapter, and the Clerk of the Parliaments and Clerk of the Legislative Assembly are co-Chairs. In 2022/23, the Department of the Legislative Council again provided support to the chapter, including through chapter administration, membership management and coordination of activities.

During the reporting period a number of parliamentary events were promoted to NSW Chapter members. A key event was a 2022 Californian State Legislature Delegation panel discussion, co-hosted with the Parliamentary Friends of the United States of America group and marking the 25th anniversary of the Sister State relationship between the NSW Parliament and the Californian State Legislature.

In 2022/23 the NSW Chapter also sponsored the 2022 Parli-Flicks Short Film Award, run by the Department of Parliamentary Services. This one-minute film competition is open to all NSW secondary school students, who in 2022 were asked: 'Parliament! Why do we need it?'

In 2023 the National ASPG Conference returned to its usual September schedule and as a result, no conference was held during the reporting period. The 2023 conference was held in September at the Parliament of Western Australia, exploring the theme of 'Freedom of Speech, Debate and Information'.



## TWINNING PROGRAM UPDATE

The Council is a committed participant in the Commonwealth Parliamentary Association’s twinning program, with the Parliament of NSW ‘twinned’ with both the National Parliament of Solomon Islands and the Bougainville House of Representatives.

The program pairs parliaments across the Pacific to promote collaboration and understanding, and to support parliaments in fulfilling their legislative, representative and oversight roles. You can learn more about twinning at [www.bit.ly/parliamentary-twinning](http://www.bit.ly/parliamentary-twinning).

Throughout 2022/23, the Parliament continued to connect with its twinning partners. In October 2022,

a delegation from the Parliament of NSW visited the National Parliament of Solomon Islands for hands-on discussions about practices and procedures, and to strengthen existing and forge new people-to-people links. The delegation was led by then-President the Hon Matthew Mason-Cox and included Deputy President the Hon Rod Roberts, Upper House member the Hon Aileen MacDonald, and two members of the Legislative Assembly.

Earlier, in July 2022, a delegation of members including the Upper House’s Sue Higginson and led by the Deputy Speaker of the Assembly visited the Bougainville House of Representatives.



## STRENGTHENING DIPLOMATIC CONNECTIONS, INTERNATIONAL NETWORKS & MORE

Broader networks and connections were strengthened across the year in variety of ways, including through the welcoming of official visitors, foreign dignitaries, parliamentary colleagues and delegations from around the world – embracing opportunities to share knowledge and exchange ideas. Connections were also strengthened within the Parliament and across the community with the running of official Parliamentary Friendship Groups.

### DELEGATIONS

While international delegation activity continued to be impacted early in the reporting period by the gradual return to travel activity experienced in the wake of COVID-19, in October 2022 the President of the Legislative Council welcomed a delegation from Seoul Metropolitan Council.

In December 2022, a delegation from the Californian State Legislature was also hosted across a five-day visit, in honour of the 25th anniversary of the ‘sister state’ relationship between California and NSW. The relationship was formalised in 1997, with the states committing to make efforts to engage in social, economic, educational, scientific and cultural exchanges. The delegation included members of the California Senate and Assembly, government officials and other guests. The program involved a number of key meetings, presentations and roundtable discussions, including one exploring emergency responses to fire, drought and flood.

In February 2023, the President also hosted a delegation from the Legislative Assembly of Ontario. Activity was then postponed owing to the 2023 election, however it is anticipated there will be an increase in activity connected with international delegations in the next reporting period.

### OFFICIAL VISITS

Ordinarily, official visits to the Parliament are most often prompted by diplomats of ambassadorial status



*Above: The delegation from the Californian State Legislature; Below: Official visits from the Consul-General of Japan (left) and Ambassador and Deputy Consul-General of Germany*





either presenting their credentials before taking up their duties or at the conclusion of their post – however, the election of a new government and new Presiding Officers prompted a significant increase in the number of consular and diplomatic visits following the Opening of the 58th Parliament in May 2023, in addition to a number of visits earlier in the reporting period.

*Official visits made to President Mason-Cox included:*

- The Australian Consul-General in Los Angeles
- The High Commissioner of Canada
- The High Commissioner of Peru
- The Ambassador of the Kingdom of Morocco
- The Consul-General of the United States
- The Consul-General of Japan
- The Ambassador of Italy.

*Official visits made to President Franklin included:*

- The Consul-General of Austria
- The High Commissioner of Singapore

- The Consul-General of Japan
- The Ambassador and Consul-General of Germany
- The Consul-General of China.

#### PARLIAMENTARY FRIENDSHIP GROUPS

Parliamentary Friendship Groups are established by members of Parliament to provide a forum for shared causes or interests, or to arrange events and assist delegations associated with countries and regions. Across the full 2022/23 period there were 79 unique Parliamentary Friendship Groups in operation. A list of all groups as of 30 June 2023 is provided at Appendix 6 (p96).

Noting that Parliamentary Friendship Groups are approved for the term of a Parliament, the transition from the 57th to the 58th Parliament saw a large number of groups renewed and nine brand-new groups established, so that at the time of reporting (inside the new 2023/24 period), close to 60 groups were in operation – with applications continuing to be received and processed by the Office of the Black Rod team.

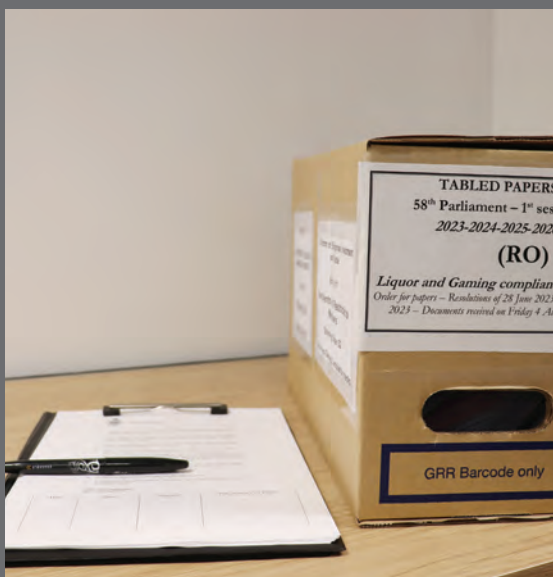
## A SPOTLIGHT ON THE ASSERTION OF PARLIAMENT'S POWERS

Across the reporting period, the Department continued to support the Legislative Council as it asserted its parliamentary powers, particularly in holding the NSW Government to account. Fulfilling its role as a 'House of Review' is another of the ways the Council's independence from the executive is demonstrated.

Over the course of the 57th Parliament, the Council made **446 orders for the production of state papers**, with 106 agreed to in 2022, the Parliament's final full calendar year.

One particular series of orders saw the House insisting on the production of business cases for large capital projects – notwithstanding the NSW Government's repeated refusal to do so, until compelled, on the grounds that the business cases were 'Cabinet information'. A case in point concerned the business cases for the proposed Dungowan and Wyangala Dams, which were ultimately produced by the Government 'on a voluntary and confidential basis' in November 2022. For more on orders for the production of documents, together with an overview of the introduction of a new information protocol from the Government in 2023, see p43.

The House's committees also continued to assert the powers of the Council during the reporting year. Most notably, committees remained active right up until the end of the 58th Parliament. In fact, five committee reports were tabled and one committee continued to meet in between the prorogation of Parliament on 27 February and the dissolution of the Legislative Assembly on 3 March 2023. At the time, then-Premier the Hon Domonic Perrottet, in response to questions about the prorogation of Parliament, asserted the authority of the Council's committees to continue their inquiry work after prorogation.



## A NOTE ON OUR FUNDING MODEL

Though the reporting year saw no further progress towards a possible independent funding model for the Parliament, there were some positive developments in relation to the financial position of the Council and the Parliament as a whole.

The June 2022 budget included provision for critical heritage restoration and maintenance works to the two parliamentary chambers and the Rum Hospital (the original part of the precincts completed in 1816), including the façade of the building. These works, many of which have already been completed to a high standard ahead of schedule, will ensure this significant part of the state's heritage is preserved for the long term, as well as being ready for the 2024 Bicentenary year for the Council. Funding was also received to support Bicentenary events, and to ensure the Committees Office can continue to support the current high level of inquiry activity.

Outside of the 2022/23 reporting period, the September 2023 budget has similarly provided appropriate funding to support the ongoing high workload of the Office of the Clerk and the Procedure Office.

The good news is that the Parliament's 'Parameter and Technical Adjustment' bids are now usually supported – no doubt based on a sound and transparent working relationship between the Parliament and NSW Treasury. Nevertheless, in the absence of an independent funding model, the Parliament's ongoing funding ultimately remains at the discretion of the government of the day.

Further in relation to funding and financial management, in March 2023 the Parliament adopted a new financial management policy, encompassing updated financial delegations, funds management, forecasting, budgeting, month end controls and financial management reforms.



STRATEGIC PRIORITY 4

# SUPPORTING MEMBERS IN 2022/23

The Department delivers high-quality support for members in their evolving role as elected representatives. The most obvious examples are our core business activities, including facilitating sittings of the House and committee inquiries, but this work also involves everything from inductions and ongoing development for members and their staff, to work on the Parliament's integrity framework for members.

## MEMBERSHIP OF THE LEGISLATIVE COUNCIL ACROSS 2022/23

### 2023 ELECTION: FAREWELL TO DEPARTING MEMBERS

The 57th Parliament came to a close on 3 March 2023 with the expiry of the Legislative Assembly and the suspension of the Legislative Council under section 22F of the *Constitution Act 1902*.

With the conclusion of the 57th Parliament, the House farewelled the following members who either did not seek re-election at the March 2023 election or were not successful in seeking re-election for another term:

- The Hon Lou Amato
- The Hon Scott Barrett
- Mr Justin Field
- The Hon Shayne Mallard
- The Hon Shaoquett Moselmane
- Revd the Hon Fred Nile
- The Hon Mark Pearson
- The Hon Peter Poulos
- The Hon Adam Searle
- The Hon Walt Secord
- The Hon Mick Veitch.

The House also farewelled its President, the Hon Matthew Mason-Cox, who did not stand for re-election.

### 2023 ELECTION: WELCOME TO NEW MEMBERS

At the election held on March 2023, 11 new members and 10 returning members were elected. The new members elected, most pictured on the right, were:

- The Hon Jeremy Buckingham – Legalise Cannabis Party
- The Hon Susan Carter – Liberal Party
- Dr Amanda Cohn – The Greens
- The Hon Dr Sarah Kaine – Australian Labor Party
- The Hon Stephen Lawrence – Australian Labor Party
- The Hon Rachel Merton – Liberal Party
- The Hon Jacqui Munro – Liberal Party
- The Hon Cameron Murphy – Australian Labor Party
- The Hon Bob Nanva – Australian Labor Party
- The Hon John Ruddick – Liberal Democratic Party
- The Hon Emily Suvaal – Australian Labor Party

In addition, on 10 May 2023:

- The Hon Tania Mihailuk, representing Pauline Hanson's One Nation Party, was elected at a joint

sitting of both Houses to fill a casual vacancy caused by the resignation of the Hon Mark Latham, who was re-elected to a new term in the Council at the election.

- The Hon Scott Farlow, representing the Liberal Party, was also re-elected to the Council at the joint sitting, filling a vacancy caused by the resignation of the Hon Natasha Maclaren-Jones, who was re-elected to a new term in the Council at the election.

On 9 May 2023, the first sitting day of the 58th Parliament, the Hon Ben Franklin was elected President of the Legislative Council. The Hon Rod Roberts was elected Deputy President and Chair of Committees, and the Hon Peter Primrose elected Assistant President.



### OTHER CHANGES IN MEMBERSHIP

During the first three quarters of 2022/23, when the 57th Parliament was still in operation, the following changes in membership occurred:

- On 9 August 2022, the Hon Catherine Cusack resigned as a member of the Council. Ms Cusack was a long-serving member, having been elected in March 2003.
- On 11 August 2022, the Hon Aileen MacDonald OAM was elected to fill Ms Cusack's seat for the balance of her term and was sworn in on by Her Excellency the Governor on 16 August 2022.


### PASSINGS OF FORMER MEMBERS

The deaths of the following former Council members were reported to the House in 2022/23:

- The Hon John Saxon Tingle, who passed away on 5 August 2022
- Mrs Margaret Alayne Elizabeth Davis, who passed away on 7 December 2022
- Mrs Judy Helen Jakins AM, who passed away on 23 February 2023.

## THE HOUSE AT A GLANCE

At the end of 2022/23, here's what representation across the Legislative Council looked like. Find a full list of members as at 30 June 2023 in Appendix 2 on p75.



- Opposition (10 x Liberal Party and 5 x The Nationals)
- 1 x Liberal Democratic Party
- 3 x Pauline Hanson's One Nation\*
- 2 x Shooters, Fishers & Farmers Party

- 15 x Government (Labor)
- 4 x The Greens
- 1 x Animal Justice Party
- 1 x Legalise Cannabis Party

\* Early in 2023/24, two members of Pauline Hanson's One Nation resigned from the party and became Independent members in the Council. The latest information on membership can be found at [www.bit.ly/LC-members](http://www.bit.ly/LC-members).

## A SPOTLIGHT ON THE OPENING OF THE 58TH PARLIAMENT

An important occasion for new and returning members – and the Parliament as a whole – was the official Opening of the 58th Parliament by the Lieutenant-Governor of NSW, His Excellency the Hon Andrew Bell.

The event, held on 9 May 2023, was organised by the Department's Office of the Black Rod, consistent with the Usher of the Black Rod's protocol responsibilities across the Parliament, including in matters relating to the Crown.

Openings generally take place in the presence of the Governor, her representative or commissioners, who are senior ministers appointed by the Governor to open the Parliament. The 58th Parliament was opened during morning proceedings by commissioners including the Leader of the Government in the Council, the Hon Penny Sharpe, Deputy Leader the Hon John Graham, and Treasurer the Hon Daniel Mookhey. In the afternoon, the Lieutenant-Governor, His Excellency the Hon Andrew Bell, delivered the official speech on the Opening of Parliament to a Council chamber packed with members from both Houses and invited guests.

In a departure from previous practice, the day's ceremonial proceedings took place on Parliament's Rooftop Garden and, in another first, all members of Parliament were invited to participate in the smoking ceremony delivered alongside the Welcome to Country.

When proceedings moved to the chamber, the Parliament's Aboriginal message stick was handed to the Usher of the Black Rod by Mr Ray Ingrey, acting as a representative of the Aboriginal community. Mr Ingrey spoke to members in the Dharawal language, before the message stick was placed on the dais at the front of the chamber as a reminder of the two-way, ongoing dialogue between the Aboriginal community and Parliament.

### WATCH IT ALL!

Scan the QR code to watch a short highlight reel from the Opening of Parliament, then head to [www.bit.ly/2023-opening](http://www.bit.ly/2023-opening) to watch the Lieutenant-Governor's full speech and to read about proceedings in more detail.



## INDUCTION OF NEW MEMBERS

With a new cohort of Council members declared following the state election, an induction program was organised by the Department in collaboration with the Department of Parliamentary Services and the Department of the Legislative Assembly.

On the first induction day, 26 April 2023, the program focused on 'essentials' for new members, including an introduction to their role as members, members' ethical obligations and the Code of Conduct for Members, and maintaining high-performing teams. Members were given resources including copies of the new *NSW Legislative Council Members' Guide 2023*, the House's standing orders, and *NSW Legislative Council Practice*. A panel of former members offered practical advice for new members, and the day also included a visit to the Council chamber and lunch with the Acting President.

On the second day, 27 April 2023, members were introduced to services provided by the Department of Parliamentary Services and the key projects the Parliament was undertaking. A panel session introducing the Broderick Review and the role of the Independent Complaints Officer was also held.

A third half-day session was held on 8 May 2023 – just ahead of the first sitting day of the new Parliament. It provided new members with information on the Opening of the 58th Parliament, a guide to the chamber and parliamentary procedure, the services offered by the Office of the Black Rod, and the operation of committees. Members' official photographs were also taken.

Following this initial induction program, an ongoing series of seminars has been offered to assist members with their new roles and functions, covering topics such as team management and the role of the NSW Ombudsman. Sessions continued to be offered into the 2023/24 period.

## INFORMATION AND SUPPORT FOR MEMBERS' STAFF

During the reporting period, the Office of the Black Rod continued to coordinate induction meetings for newly appointed Secretary Research Assistants (SRAs), who are the staff of Council members.

While SRAs routinely participate in a comprehensive induction program coordinated periodically by the Department of Parliamentary Services, the meetings coordinated in the Council ensure that SRAs are provided with the opportunity to meet procedure, committee and other staff as soon as they commence work with their member.

These tailored sessions ensure SRAs are equipped to support their member in obtaining drafting assistance, procedural advice, secretariat assistance and access to room booking and protocol services. These personalised sessions have received positive feedback from participants.

## SUPPORT FOR DEPARTING MEMBERS

In the lead up to and after the March 2023 election, members who either did not seek re-election or were not successful in seeking re-election were offered a range of support materials on their departure from Parliament. This included the *Guide for Members Leaving Parliament*, a *Guide for Former Members and Members Leaving Parliament – FAQs*, all updated to November 2022 to provide information on important dates, procedures and guidelines affecting them ahead of and after the election and beyond.

Officers in various branches of the Department of Parliamentary Services also worked closely with departing members to make their transition out of parliamentary life as smooth and efficient as possible.



A panel discussion session from the induction program for new members

## INTEGRITY ROLES RELATING TO MEMBER SUPPORT & CONDUCT

### THE INDEPENDENT COMPLAINTS OFFICER

In March 2022, both Houses of Parliament agreed to establish the position of Independent Complaints Officer. The role of the Officer is to receive, investigate and resolve complaints about the conduct of members in relation to the use of their entitlements; the disclosure of interests; and bullying and harassment. The resolutions of the Houses establishing the position followed extensive inquiries and numerous reports from the Privileges Committees of each House. The resolutions required the Officer to develop an investigations protocol.

In August 2022, Ms Rose Webb, former Fair Trading Commissioner, was appointed as the Parliament's inaugural Independent Complaints Officer, and an investigations protocol was tabled in November 2022 by the Chair of the Privileges Committee. Ms Webb has since reported quarterly to the Privileges Committees on her work. The Independent Complaints Officer system will be subject to review by the Privileges Committees during the next reporting period.

### THE PARLIAMENTARY ETHICS ADVISER

The Parliamentary Ethics Adviser, former Clerk of the Parliaments Mr John Evans PSM, is jointly appointed by resolution of both Houses. Under the resolution, the Adviser is to advise any member of Parliament, when asked to do so by that member, on ethical issues concerning the exercise of their role as a member of Parliament (including the use of entitlements and potential conflicts of interest). The Ethics Adviser is guided by any Code of Conduct or other guidelines adopted by the House. The role does not include giving legal advice.

The Adviser reports to the Houses each year on the number of members who have sought advice and the number of ethical matters raised. The Privileges Committee of each House is required to meet with the Adviser annually and to table an annual report with each House. In the most recent annual report, tabled on 13 October 2022, the Adviser reported that advice was provided nine times, with advice being sought by one member in the Council, one former minister in the Council, four members of the Legislative Assembly and one former Minister in the Assembly.

### A NOTE ABOUT THE BRODERICK REVIEW

During 2022/23, the Parliament progressed work to implement the findings of the August 2022 report of an independent review into bullying, sexual harassment and sexual misconduct in NSW parliamentary workplaces (also known as the Broderick Review). Relevant to members, members' staff and parliamentary staff, more information can be found on p62.

## LEGISLATIVE CHANGES TO THE MEMBERS' INTERESTS DISCLOSURE REGIME

In November 2022, the Integrity Legislation Amendment Bill 2022 was passed to expand the regulation-making powers contained in the Constitution Act 1902 relating to the disclosure of members' pecuniary and other interests.

Under the new provisions, regulations may provide for the disclosure of members' interests in discretionary trusts and self-managed superannuation funds, real property held by discretionary trusts if a member is a potential beneficiary, water entitlements and interests of members of the immediate family of members of Parliament. In addition, regulations concerning the compilation of registers of interests must include requirements for the register to be in a searchable electronic format and accessible by the public subject to prescribed limitations.

The Act also amends the *Independent Commission Against Corruption Act 1988* to prescribe the Ministerial Code of Conduct as applicable to parliamentary secretaries. Many of the changes introduced by the Act were in response to recommendations contained in the report of the Independent Commission Against Corruption entitled *Investigation into the conduct of the local member for Drummoyne* dated July 2022.

## A NOTE ABOUT BUILDING WORKS & RELOCATION SUPPORT

From December 2022 to May 2023, a major program of restoration and renovation works was scheduled at Parliament House. One part of that work was the final stage of the 'Tower Block Membrane Replacement Project', involving the replacement of the Parliament's level 12 skylight. With these works impacting on member areas of the Parliament, Council members and their staff were provided with temporary offices in a number of CBD locations within walking distance of the parliamentary precinct. Members were able to return following the completion of glazing in late April, in time for the commencement of the 58th Parliament.

On a related note, the building program also included refurbishment of the Department's offices on level 8 of Parliament House, shared with staff from across the Parliament. During this period of work, staff of the Council and Legislative Assembly shared workspaces at 60 Martin Place. Located adjacent to the Parliament, this provided a cost-effective solution to locate staff while refurbishment works were underway. The refurbishment was completed to a high standard in time for staff to return to Parliament House for the commencement of the new Parliament.



## SUPPORTING THE WORK OF THE HOUSE

Across the following pages you can learn more about the work of the Department to support business in the chamber in 2022/23, and other procedural updates...

### BY THE NUMBERS: 2022/23 IN THE HOUSE



#### SITTINGS

**34** sitting days

**326** sitting hours



#### BILLS

**25** bills introduced in the Legislative Council  
– 10 government and 15 private members' bills

**49** bills received from the Legislative Assembly

**60** bills passed



#### CHANGES TO BILLS

**33** bills considered in committee of the whole

**267** amendments to bills moved (of 324 circulated)

**98** amendments to bills agreed to

**17** bills amended in total



#### QUESTIONS

**477** questions asked during Question Time

**1,527** written questions lodged



#### OTHER BUSINESS


**50** orders for papers agreed to

**540** notices of motion given

**221** private members' business items resolved  
(including during formal business)

**5** ePetitions presented

*For a comparison of these figures with previous financial years, see Appendix 1 (p74).*



## A SPOTLIGHT ON NEW STANDING ORDERS

The ambitious process of revising the Council's standing orders reached its culmination during this reporting period, having commenced with a review begun by the Procedure Committee in June 2021. It had been almost 20 years since the standing orders were previously reviewed.

After their successful trial from June to November 2022, the revised standing orders were reviewed again by the Procedure Committee and adopted by the House on 17 November 2023, the last sitting day of the 57th Parliament. They were approved by Her Excellency the Governor on 20 February 2023 in time for the commencement of the new Parliament. The Governor's approval marked one in only a handful of times in the 200-year history of the Council that a new set of standing orders has been adopted.

Overall, the new standing orders were drafted to incorporate long-standing sessional orders and to simplify and update the procedures of the House. Key changes include:

- The adoption of a 10pm hard adjournment, requiring the business of the House to be interrupted at that time for the adjournment debate, introduced to promote healthier working hours for members and staff.
- The establishment of a Business Committee to determine items for debate on private members' business days.
- The insertion of specific standing orders to define and deal with how personal information is to be treated in returns to orders for papers.
- Streamlined procedures for the postponement of items of business.
- The modernisation of certain committee procedures, including a more flexible approach

to participating and substituting onto committees, the requirement for a government response to a committee report within three months instead of six months, and provisions for debate of government responses.

Revising the standing orders was an enormous task spearheaded by then Director – Procedure Susan Want, with input from all members of the Procedure Committee, Procedure Office staff, and the Clerks.

Find the current standing orders via [www.bit.ly/rules-of-the-House](http://www.bit.ly/rules-of-the-House).

### ORDERS FOR THE PRODUCTION OF STATE PAPERS

Unlike many items in the standing orders, standing order 52 retained its number during the revision process – a deliberate decision, given how well-known and frequently used it is, relating as it does to the commonly-exercised power to order the production of state papers.

Changes to procedures for orders for papers included the permanent adoption of provisions in the relevant sessional order from the 57th Parliament. In addition, on the recommendation of the Procedure Committee, a third category of documents is now provided for in returns to orders – those containing personal information. Paragraph 7 of the revised standing order 52 sets out procedures for documents that are subject to a claim that they contain personal information that should not be made public but which are otherwise not subject to a claim of privilege.

This was incorporated with the intention of striking a balance between the importance of genuinely personal information being respected while also providing a more efficient means of enabling members to access and subsequently use the information of interest to them in returns to orders.



*The new standing orders being presented to the Governor*




*Debate in the chamber when the new orders were adopted*

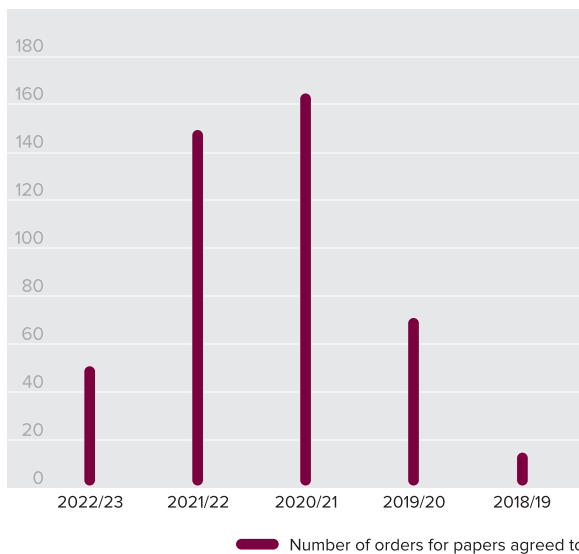
## ORDERS FOR PAPERS

One of the most publicised powers of the Council is the ability to order the production of state papers by the executive government – a power regulated under standing order 52.

While a record number of orders were made in the previous 2021/22 financial year (just shy of 150), only 50 orders were made in 2022/23, reflective of the significantly fewer sitting weeks in the period with the end of the 57th and start of the 58th Parliaments.



Orders for papers



During the reporting period:

- 207 boxes were returned, with 89 containing public documents and 118 containing documents over which claims of privilege were made by government agencies.
- Five consignments of documents were transferred to the custody (but not control) of State Records, according to the Memorandum of Agreement between the Clerk of the Parliaments and the Clerk of the Legislative Assembly and the State Records Authority of New South Wales. A total of 1345 boxes were transferred.
- 12 requests to vary the scope of orders for papers were received, with six agreed to, giving departments more time to produce documents. In four instances the scope of an order was modified.

- Members lodged 16 disputes in relation to claims of privilege, compared with 17 disputes lodged in the previous reporting period. According to standing order 54, as the House did not meet within three weeks of the Clerk receiving the reports of the Independent Legal Arbitrator, 8 of the 17 reports were referred to the Privileges Committee for consideration.

In the majority of the disputes lodged during the reporting period, based on an agreement reached between the member who disputed the claim of privilege and the relevant department or agency, personal information was redacted from the documents before being made public.

### A NEW PROTOCOL FOR PROVIDING GOVERNMENT INFORMATION TO MEMBERS

In June 2023, Special Minister of State the Hon John Graham tabled a protocol for the proactive release of government information to members of the Council. The protocol, available at [www.bit.ly/info-protocol](http://www.bit.ly/info-protocol), sets out a process for members to attend briefings and request documents from ministers in order to “facilitate the efficient provision of government information to members”, to “avoid the necessity of pursuing an order for papers under standing order 52” so frequently, and “to ensure the efficient and effective use of public resources” in providing information to members.

The implementation of this protocol was likely prompted in response to the record number of orders for papers made by the Council during the previous Parliament.

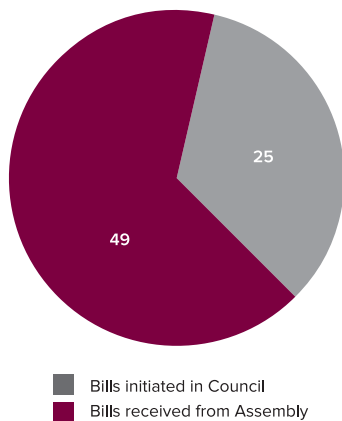
## LEGISLATION

The House considered 74 bills during 2022/23. Of these, 25 were introduced in the Council and 49 were received from the Legislative Assembly. Of the Council bills, 10 were introduced by the Government and 15 by private members. Overall, 60 bills were agreed to, with 17 of these amended by the Council. This included three private members' bills, of which one was also passed by the Assembly and assented to.

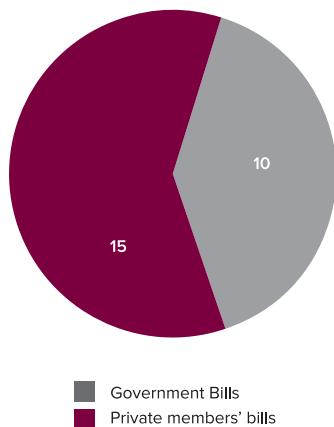
The total number of bills passed by the Council in 2022/23 was a decrease from the previous period, in which 71 bills were passed, 34 with Council amendments – as noted elsewhere in this report, statistics in 2022/23 were generally impacted by the reduced number of sitting days in the year (34 compared to 40 in 2021/22), however as seen in the chart below, bill figures in 2022/23 were generally on par with earlier financial periods.

Regarding amendments, there were 324 amendments circulated compared to 799 in the previous year. Ultimately 98 amendments were agreed to, down from 231 in the year before.

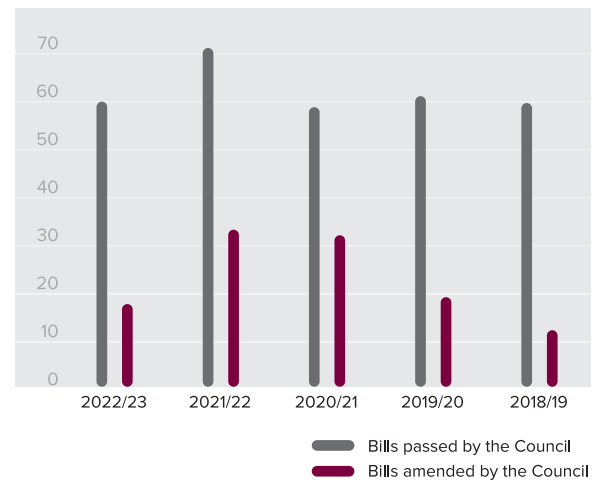
### Origin of bills in 2022/23



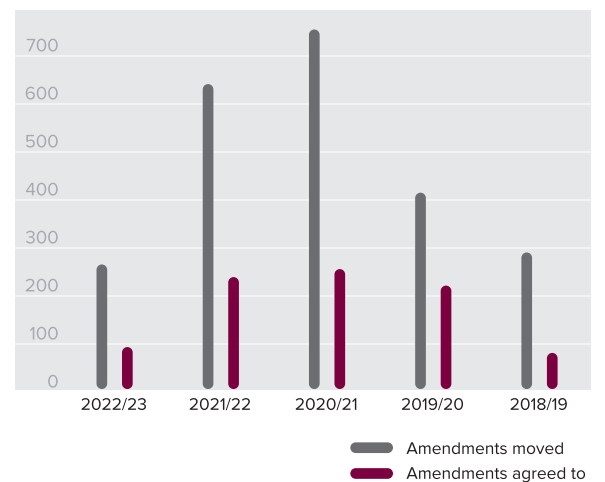
### Bills initiated in the Legislative Council in 2022/23



### Bills passed and amended by the Legislative Council – a comparison



### Amendments to bills in the Legislative Council – a comparison



## A PRODECURAL HIGHLIGHT: THE DECEMBER 2022 RECALL OF PARLIAMENT

The Parliament rose for the year on 17 November 2022 with the expectation that the next sitting day would be after the election in March 2023. As noted elsewhere in this report, critical whole-of-building restoration and maintenance works were planned for this period, including the complete dismantling and refurbishment of both the Legislative Council and Legislative Assembly chambers. All of the planned work was interrupted on 19 December 2022 though, when the Premier recalled Parliament for 21 December to deal with the energy implementation plan – the outcome of negotiations held between the state and federal governments in response to the energy crisis.

Lacking either chamber, the Council's Procedure and Black Rod teams, the Assembly's Table Office and the Department of Parliamentary Services transformed the Parliament's Macquarie Room into a mock chamber, complete with the old leather benches, designated places for the Speaker, President and Clerks, and full broadcasting facilities. As the 'chamber' was to be used consecutively by both Houses on the same day, the Assembly (which sat first at 12 noon) had to stick to a tight schedule while conducting its business, including the passing of the Energy and Utilities Administration Amendment Bill 2022, to enable the Council to sit at 2:30pm. The Assembly returned to the Chamber shortly after 5pm to be available to deal with any amendments from the Council – though ultimately the Council did not amend the bill.

**This was the first time the Council had met outside its chamber since 1856**, with the President giving an opening statement to that effect. The Assembly, on the other hand, had sat outside its chamber once before, on 19 November 2021, when it held proceedings in the Jubilee Room.



## PROCEDURAL DEBRIEFS

During the reporting period, the Clerk of the Parliaments continued to host popular half-hour ‘Friday Debrief’ sessions for members, members’ staff and parliamentary staff on the Friday of each sitting week. These debriefs provide an opportunity to explain procedural highlights from the week’s sitting, to explore unusual or complex aspects of the Council’s work, and to reflect on some of the lighter moments of the week. The debriefs aim to be both informative and entertaining. Following the restructure of the Department, responsibility for coordinating the debriefs sits with the Office of the Black Rod team, however presenters are drawn from across the Department’s three teams.

Audience numbers remain high and regularly include members, ministers, members’ staff and parliamentary staff from across the three departments.

## ABOUT THE PROCEDURE & PRIVILEGES COMMITTEES

While most of the Council’s committees are supported by the Department’s Committees Office, the Procedure Office provides secretariat and procedural support to the Procedure Committee and the Privileges Committee.

### THE PROCEDURE COMMITTEE

The Procedure Committee has three functions: to consider on its own initiative any amendments to the standing orders; to propose to changes in practice and procedures of the House; and to consider any matter relating to the procedures referred to it by the House or the President.

During the reporting period, the committee completed:

- **An inquiry into Auslan interpretation** for broadcasting, which recommended a pilot program that is now underway – see p16 for more.
- **An inquiry into operation of standing order 52**, to consider a number of matters that remained unresolved in the committee’s March 2022 report on the review of the Standing and Sessional Orders. The report recommended the incorporation into standing order 52 of a third category of documents which contain personal information (see p42) and discussed the ongoing collaborative project involving the Department of the Legislative Council, the Department of Parliamentary Services and the Cabinet Office to develop an eReturns system (see p18).
- **A final review of the proposed new standing orders** (p42), as trialed in the House for six months.

Find these and other Procedure Committee reports via [www.bit.ly/procedure-reports](http://www.bit.ly/procedure-reports).

### THE PRIVILEGES COMMITTEE

The Privileges Committee inquires into matters relating to parliamentary privilege that are referred to it by the House or the President; carries out certain functions relating to ethical standards for members of the Council under section 72C of the *Independent Commission Against Corruption Act 1988*; and considers submissions from citizens seeking a right of reply to statements made about them in the House in accordance with standing orders 208 and 209. The committee also receives and consider reports from the Independent Complaints Officer and certain other functions as per the resolution establishing the Independent Complaints Officer.

The Privileges Committee completed the following reports during the reporting period:

- Execution of search warrants by the Australian Federal Police No. 3
- Review of Members’ Code of Conduct (2022)
- Special report from the Public Accountability Committee concerning an unauthorised disclosure of in camera evidence
- Execution of search warrants by the Australian Federal Police No. 4.

The committee also commenced a fifth inquiry into the execution of search warrants by the Australian Federal Police during the 2022/23 period.

Of note, under standing order 54, the committee is authorised to undertake the role usually performed by the House in relation to the reports of the independent legal arbiter. During the reporting period, the Privileges Committee undertook this function twice, considering eight reports of the arbiter relating to claims of privilege in September 2022 and March 2023.

See the committee’s reports and other information via [www.bit.ly/privileges-reports](http://www.bit.ly/privileges-reports).

## SUPPORTING THE WORK OF THE COMMITTEES

Across the following pages you can learn more about how the Department supported the work of parliamentary committees in 2022/23, and related updates...

### BY THE NUMBERS: INQUIRIES IN 2022/23



**19** new inquiries established



**39** ongoing inquiries



**525** inquiry submissions



**18,325** responses to online questionnaires



**115** hearings held, including 31 for Budget Estimates



**791** witnesses before hearings



**42** inquiry reports tabled



**36** Government responses to reports received



\* These statistics don't include inquiries of the Procedure or Privileges Committees (see p46 for more on these). Information on individual committee activity is available at Appendix 4 and details of committee travel at Appendix 5 on p93.

## ABOUT THE COUNCIL'S COMMITTEES

The Council has two broad types of committees:

- **Standing committees**, which exist for the life of a Parliament and include subject committees, portfolio committees and specialist committees. The 57th Parliament ended with 16 standing committees, while the 58th Parliament currently has 17. See p52 for more.
- **Select committees**, which are appointed to inquire into specific matters, for the duration of an individual inquiry. There were more than 15 select committees established in the 57th Parliament, and two so far in the 58th.

Members of the Council also participate on joint committees with members of the Legislative Assembly, including joint statutory committees.

See a list of the Council's current committees at [www.bit.ly/LC-committees](http://www.bit.ly/LC-committees).

## A CLOSER LOOK AT BUDGET ESTIMATES

Each year, the Budget Estimates inquiry process allows the Council's committees to scrutinise the state budget and to explore issues relevant to the expenditure, performance and effectiveness of government agencies.

The Budget Estimates inquiry for 2022/23 was referred to the House's portfolio committees just ahead of the financial period, on 22 June 2022. Initial hearings were held over 14 days from 22 August to 7 September 2022 and also on 24 October 2022. The hearings were held at Parliament House in a return to in-person hearings after previous years of virtual and hybrid hearings necessitated by the COVID-19 pandemic. A total of 27 hearings were initially conducted, resulting in 170 hours of questioning of ministers and government officials. At these initial hearings, some 292 witnesses appeared before the seven portfolio committees and were collectively asked a total of 4,488 questions on notice and supplementary questions.

Following the initial hearings, four supplementary hearings were held from 25 to 28 October 2022, bringing the total hearing time for 2022/23 Estimates to 184 hours and 33 minutes. At these hearings, the portfolios of Education and Early Learning; Transport; Metropolitan Roads; Regional Transport and Roads; Infrastructure; Cities; Active Transport; Health; and Fair Trading were examined further.

Find the final reports, transcripts and videos for the 2022/23 Estimates inquiry at [www.bit.ly/estimates-2022-23](http://www.bit.ly/estimates-2022-23).



### A comparison of Budget Estimates figures

|   | 2022-2023       | 2021-2022       | 2020-2021      | 2019-2020      |
|---|-----------------|-----------------|----------------|----------------|
| Hearing days                            | 18              | 35              | 12             | 28             |
| Number of hearings                      | 31              | 62              | 25             | 62             |
| Hours of hearings                       | 184 hrs 33 mins | 311 hrs 53 mins | 141 hrs 4 mins | 363 hrs 6 mins |
| Witnesses                               | 336             | 576             | 231            | 513            |
| Questions (supplementary and on notice) | 4,832           | 8,822           | 6,090          | 13,839         |



## INQUIRIES INTO BILLS

In 2022/2023 the Council continued to refer and conduct inquiries into government and private members' bills. During the reporting period, four bills (three government and one private members' bill) were referred to committees for inquiry and report:

### Government bills

- Crimes Legislation Amendment (Coercive Control) Bill 2022
- Property Tax (First Home Buyer Choice) Bill 2022
- Environmental Planning and Assessment Amendment (Housing and Productivity Contributions) Bill 2023

### Private members' bill

- Aboriginal Cultural Heritage (Culture is Identity) Bill 2022.

The reports for each of these inquiries were also finalised during the reporting period. Find the reports and further details of the inquiries via [www.bit.ly/inquiry-reports](http://www.bit.ly/inquiry-reports).

## A SPOTLIGHT ON ACCOUNTABILITY AND POLICY INQUIRIES

Take a look at just some of the inquiries supported in 2022/23 by the Department's Committees Office, concerning public accountability and policy. Each of these inquiries highlights a different procedural element raised in the operation of committees across the year.

## INQUIRY INTO THE APPOINTMENT OF JOHN BARILARO AS SENIOR TRADE AND INVESTMENT COMMISSIONER TO THE AMERICAS

In June 2022, the Council's Public Accountability Committee established an inquiry into the appointment of former Deputy Premier Mr John Barilaro to the position of Senior Trade and Investment Commissioner (STIC) to the Americas. The establishment of the inquiry followed significant media reports and returns to order that raised concerns about the appointment. As the inquiry continued, its terms of reference were expanded to examine the appointment of all the STICs, in particular the Agent General UK position.

The committee held 12 public hearings where witnesses were questioned about the appointment process, the circumstances which led to the appointment of Mr Barilaro, and the change of government policy in converting STIC positions from public sector appointments to ministerial appointments. Witnesses included government officials, recruitment panel members, and candidates that were considered as part of the recruitment process, including Mr Barilaro.

The inquiry released two reports: an interim report focusing on the STIC to the Americas appointment process, and a final report focusing on the Agent General UK appointment process. Key findings in both reports were that the appointment process for the STIC to the Americas and Agent General UK positions were flawed. The reports can be seen at [www.bit.ly/SITC-inquiry](http://www.bit.ly/SITC-inquiry).



During the inquiry, an interesting procedural issue was raised, with former and current ministerial staff invited to give evidence at the hearings, including the Premier's Chief of Staff – all of whom appeared voluntarily.

While other jurisdictions have expressed support for the convention that ministerial staff should not be required to appear and give evidence before committees, in NSW, this claimed convention has been asserted but not accepted. Indeed, there is no restriction in the *Parliamentary Evidence Act 1901 (NSW)* on ministerial staff being summoned to attend and give evidence before a Council committee. As such, Council committees have called on ministerial staff to appear as witnesses on a number of occasions. This inquiry presented yet another example of the Council maintaining its position that ministerial staff are not immune from being invited to give evidence or summoned before a committee.

► **INQUIRY INTO ALLEGATIONS OF IMPROPRIETY AGAINST AGENTS OF THE HILLS SHIRE COUNCIL AND PROPERTY DEVELOPERS IN THE REGION**

In late 2022, Portfolio Committee No. 7 – Planning and Environment commenced an inquiry into allegations of impropriety against agents of the Hills Shire Council and property developers in the region. The inquiry was sparked by a speech made by a Liberal MP in the Legislative Assembly, in which the member made several allegations regarding links between a property developer and the Liberal Party in the Hills region of Sydney.

The committee invited several witnesses to hearings, including current and former councillors of the Hills Shire Council, employees of the property developer, and members of the NSW Liberal Party. While five witnesses agreed to give evidence voluntarily, many declined. The witnesses who declined were warned of the committee's power to summon them and given another opportunity to appear voluntarily. While one witness agreed to give evidence, seven others did not, and the committee resolved to summons them all.

Under the *Parliamentary Evidence Act 1901*, a summons must be personally served on a witness. Several parliamentary staff attempted to serve the witnesses, however it quickly became clear that witnesses were deliberately avoiding service. Most of these witnesses were unable to be contacted via phone or email, and appeared not to be present at their places of work or residence.

When the committee was briefed on the unsuccessful attempts at service, it resolved to engage professional process servers – providers who routinely serve court and legal documents. The committee considered that this approach would lessen the burden on parliamentary staff and increase the chances of the documents being served successfully.

With two firms engaged, one in Sydney and one in regional NSW, several attempts to serve summonses on the witnesses took place over approximately two weeks. However, all attempts were unsuccessful. The inquiry was then forced to conclude due to the state election.



**This inquiry exposed the limits on a committees' ability to summon reluctant witnesses.** In its final report, the committee recommended that the Council refer an inquiry into the *Parliamentary Evidence Act 1901* to the House's Privileges Committee, with a view to identifying amendments to ensure the legislation is fit for purpose and modernised, including in relation to the summoning of witnesses. The committee also recommended that in future, committees consider using professional process servers in extraordinary circumstances where the witness has demonstrated that they are not co-operating with the committee.

Read the inquiry report in full at [www.bit.ly/hills-inquiry](http://www.bit.ly/hills-inquiry).

### ▶ **IMPACT OF AMBULANCE RAMPING AND ACCESS BLOCK ON THE OPERATION OF HOSPITAL EMERGENCY DEPARTMENTS IN NSW**

In the second half of 2022, Portfolio Committee No. 2 – Health conducted an inquiry into the impact of ambulance ramping and access block on the operation of hospital emergency departments in NSW. The committee heard from a broad cross section of stakeholders – patients, practitioners and their representative organisations, medical bodies and the government – about what the health sector calls 'patient flow'. That is, the journey a patient takes from calling 000 or presenting at an emergency department, through to being treated and in many cases admitted to a bed on a ward, to finally being discharged from hospital.

The committee learned that problems with patient flow can occur anywhere in the health system.

Stakeholders were clear that the issue is not simply with ambulances, emergency departments and hospital beds, meaning that a blockage in one part will cause blockages elsewhere in the system. The inquiry examined the main parts of the health system where problems and therefore solutions are to be found, and the structural issues that contribute to problems with patient flow.

Before the first hearing the committee received a briefing from an independent expert, Professor Paul Middleton, Director of the South Western Emergency Research Institute. Professor Middleton was engaged by the Parliamentary Research Service under a **new model where external subject-matter experts can be engaged to increase the availability of independent research and advice to Parliament.** In this case, the committee decided to authorise the engagement of an external expert to deliver a verbal briefing early on in the inquiry, before holding hearings, to inform the committee on background and key issues and assist with the questioning of witnesses.

The committee tabled its report in December 2022 and made 12 recommendations which broadly relate to relieving pressures in the health system and preventing delays in transfer of care. The government thanked the committee for its detailed examination of the issues and supported, in full or in principle, 10 of those recommendations. Find the inquiry report and government response to it at [www.bit.ly/emergency-departments-inquiry](http://www.bit.ly/emergency-departments-inquiry).



Information on current and past inquiries can always be found online via [www.bit.ly/LC-inquiries](http://www.bit.ly/LC-inquiries).

## NEW PARLIAMENT, NEW COMMITTEES

At the start of the 58th Parliament, Council committees were re-established and a brand-new standing committee agreed to. See all current committees at [www.bit.ly/LC-committees](http://www.bit.ly/LC-committees).

### ESTABLISHMENT OF THE ANIMAL WELFARE COMMITTEE

The new Animal Welfare Committee was established by the House in June 2023 to serve as a generalist committee that will examine matters relating to the welfare and protection of animals in NSW. The establishment of this committee followed a high level of interest in these issues during the previous Parliament, during which a substantial number of inquiries were held on animal welfare and protection matters.

It's intended that this new committee, consisting of eight members from across the political spectrum, will continue the important work previously undertaken by other Council committees on animal welfare issues, including companion animals, farm animals, native animals, approved charitable organisations and policy and legislation governing animal welfare in the state.

### RE-ESTABLISHMENT OF THE MODERN SLAVERY COMMITTEE

The Modern Slavery Committee was re-appointed in the 58th Parliament on 10 May 2023, in accordance with section 21 of the *Modern Slavery Act 2018*. The joint statutory committee was first established by resolution of the Council on 21 September 2022 in the 57th Parliament.

According to the *Modern Slavery Act*, the functions of the committee are to inquire into and report on matters relating to modern slavery. In addition, the committee is to review the Act to determine whether the policy objectives of the Act remain valid and whether the terms of the Act remain appropriate for securing its objectives. The committee is expected to table its report to both Houses of Parliament by the end of 2023.

**Did you know?** The Modern Slavery Committee is the first joint committee administered by the Legislative Council since the Joint Select Committee on Loose Fill Asbestos Insulation of the 55th Parliament.



STRATEGIC PRIORITY 5

# SUPPORTING OUR PEOPLE IN 2022/23

A positive restructure to help strengthen and grow the Department was an important development in 2022/23, as was continuing work to bolster the capabilities of the Department's workforce and reinforce support frameworks.

## MEET OUR EXECUTIVE TEAM





**David Blunt AM**  
**Clerk of the Parliaments and Clerk of the Legislative Council**

David is responsible to the President for the efficient and effective administration of the Department. He provides expert advice on parliamentary law, practice and procedure to the President, Deputy President, ministers and members.



**Steven Reynolds**  
**Deputy Clerk**

Steven assists the Clerk to manage the planning, development and performance of the Department to ensure its effective operation within budgetary constraints, as well as managing the Office of the Clerk.




**Stephen Frappell**  
**Clerk Assistant – Procedure**

Stephen provides strategic oversight of the Procedure Office, which includes providing authoritative and timely advice on complex parliamentary procedure, law and protocol.



**Beverly Duffy, Clerk Assistant – Committees**  
**and Tina Higgins, Acting Clerk Assistant – Committees**

Together, Beverly and Tina provide strategic oversight of the Committees Office, which includes providing authoritative and timely procedural advice and guidance in the delivery of parliamentary inquiries. From January to June 2023, **Madeleine Foley** was Acting Clerk Assistant – Committees alongside Beverly, with Tina filling the role from July 2023.

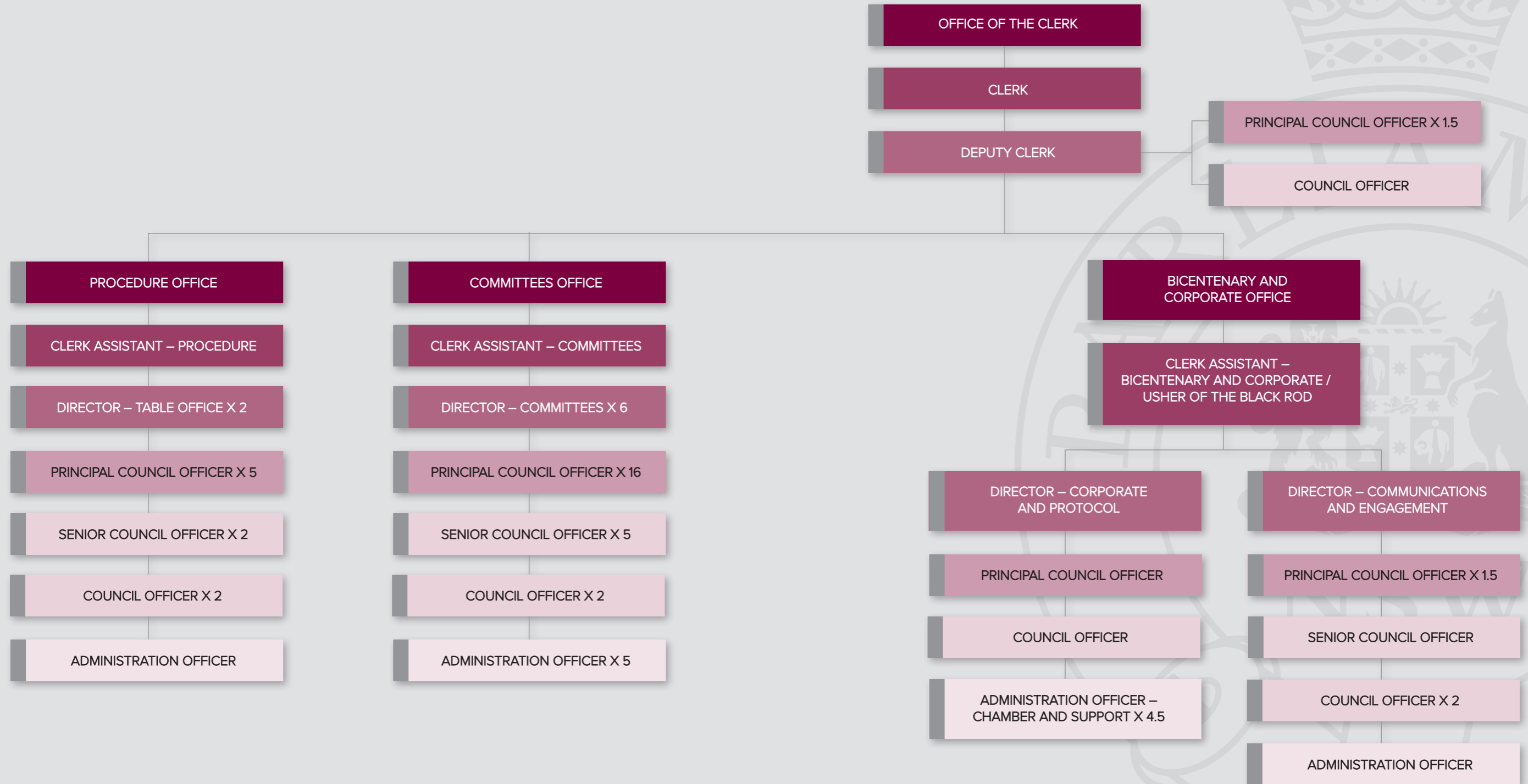


**Jenelle Moore, Clerk Assistant – Bicentenary and Corporate**

Jenelle provides strategic oversight of the Office of the Black Rod, delivering essential corporate and protocol activities across the Department, and overseeing delivery of Bicentenary events and resources. She also holds the title of Usher of the Black Rod, the most senior protocol position in the Council.

# ORGANISATION CHART

As of 30 June 2023





## A SPOTLIGHT ON OUR CHANGING STRUCTURE

Following the recommendations of a detailed review, structural changes to the Department began in November 2022 to better facilitate the work and priorities of the Council.

The review began ahead of the 2022/23 period and focused on the Procedure Office and the Office of the Clerk. The review was chaired by the Deputy Clerk, assisted by the two Clerk Assistants at the time, and with the support of external advisor Mr David Elder, the former Clerk of the House of Representatives. A consultant with experience of the Victorian Parliament, TIMS Consulting, was also engaged to conduct focus group and individual interviews with current and former staff of the relevant offices.

The review was initiated in response to significant growth in the workload of the Procedure Office during the 57th Parliament, particularly in regards to orders for papers and digital transformation projects. At the same time, the Office of the Black Rod – then within the Procedure Office – also faced new demands relating to the vision for the Bicentenary of the Legislative Council, and a substantial increase in Parliament-wide engagement activity since the adoption of a dedicated Communications and Engagement Strategy. The Office of the Clerk also faced additional demands as a result of the assertiveness of the non-government majority in the House in relation to the powers of the Council to hold the executive government to account.

The review recommended:

- **The separation of the Office of the Black Rod and the Procedure Office into two distinct sections of the Department**, each reporting to a Clerk Assistant. This required the establishment of the new temporary position of Clerk Assistant – Bicentenary and Procedure to oversee the Office of the Black Rod.
- **New Director roles**, including the confirmation of a second permanent Director in the Procedure Office, and the creation of two new Director positions in the Office of the Black Rod – one responsible for corporate tasks and event organisation, the other for communications and engagement.
- **Other new staffing in the Procedure Office**, being the addition of a Principal Council Officer – Digital Transformation position and a Council Officer position.
- **Changes in the Office of the Clerk**, including the addition of a new Principal Council Officer – Executive Officer to the Clerk and Deputy Clerk position, together with a new Council Officer position supporting the Office, replacing the former Senior Council Officer position. An additional part-time Principal Council Officer position to assist the Clerk and Deputy Clerk with research and corporate tasks was also identified.

These arrangements were approved by the President on 23 November 2022, with subsequent action to implement the changes being implemented over several months. Positions were initially advertised



internally to Department staff as a merit-based recruitment, then advertised externally if no suitable candidate could be appointed.

The Department subsequently received funding for these revised arrangements through the 2023/2024 budget.

#### UPDATING OUR POSITION DESCRIPTIONS

Concurrent with the implementation of the structural review, position descriptions across the Department were reviewed in 2022/23. Since the last review in 2019, some position descriptions had been updated on an ad-hoc basis to add in newly created roles. The 2022/23 project reviewed all position descriptions to ensure all new positions were captured, that the descriptions continued to reflect the duties being performed in each position, and to add a statement on the responsibility of all departmental employees to maintain a safe and respectful workplace culture, as part of the implementation of the recommendations of the Broderick Review (see p62 for more).

All offices of the department were consulted and suggested changes to reflect the duties of each position as part of this process. Many staff in newly created positions also had input into the description of their duties. The updated position descriptions have been circulated to all staff and are now being used in recruitment actions, with external opportunities at any given time listed at [www.bit.ly/parliament-employment](http://www.bit.ly/parliament-employment).

## RECOGNISING OUR PEOPLE: PARLIAMENTARY SERVICE AWARDS

Since 1986, the Presiding Officers have presented Parliamentary Service Awards to staff who have reached significant milestones in their service to the Parliament.

At a function held in the Strangers' Dining Room on Thursday 10 November 2022, the Presiding Officers, Joint Clerks and Chief Executive presented the latest awards, including to these recipients from the Department of the Legislative Council:

#### 30 years of service

- Velia Mignacca, Principal Council Officer – Procedure

#### 25 years of service

- Beverly Duffy, Clerk Assistant – Committees

#### 20 years of service

- Talina Drabsch, Principal Council Officer – Committees
- Richard Weber, Administration Officer – Procedure/Black Rod
- Merrin Thompson, Director – Procedure

#### 15 years of service

- Allison Stowe, Principal Council Officer – Procedure
- Tammy Tsimbrikas, Secretary/Research Assistant – Office of the Hon Greg Donnelly

## FAREWELLS

In January 2023, the Department farewelled two long-serving and valued chamber support staff, Mark Muntz and Richard Weber, who commenced their retirement.

Mark served the Legislative Council for 19 years, and Richard for 20 years, with both being enthusiastic advocates for the Upper House – a sentiment they regularly brought to life in the tours they delivered to young people and visitors.

To thank Mark and Richard for their service, a special morning tea was held in March, which was well-attended by members, staff, former colleagues and Mark's and Richard's families.



Long-serving staff Richard Weber and Mark Muntz at their farewell

## PROFESSIONAL DEVELOPMENT & TRAINING

### THE GREAT MANAGERS PROGRAMS

The Institute of Public Administration Australia's Great Managers Academy program is targeted to executive, senior and mid-level managers. It's been offered to parliamentary staff since 2017 and our fifth cohort commenced the program this financial year. In addition, the Great Managers Springboard program has now been offered to develop personal and team leadership skills for supervisors, team leaders and emerging managers. These form part of the Department's succession planning and development strategy.

Staff completing the Great Managers Academy Program in 2022 included Emma Rogerson, Emily Treeby and Vanessa O'Loan. Staff completing the Great Managers Springboard program included Angeline Chung, John Ferguson and Andrew Ratchford.

### SANDRA VELLA STAFF DEVELOPMENT DAY

On 27 March 2023, more than 50 staff from the Department gathered at The Mint for the inaugural Sandra Vella Staff Development Day. Sandra Vella was a valued Council staff member, who sadly passed away in 2009 while working for the Parliament. Former colleague and close friend Craig Wheeler was keen for Sandra's memory to be honoured in some way – and as a known champion of staff development and training, what better way to honour Sandra's memory and contribution to the Parliament than with an event allowing the Department a rare opportunity to come together, out of the regular workplace, to focus, reflect and develop professional capacity.

The theme was 'navigating change', exploring both current and future changes likely to be experienced by the Department. The full-day event was facilitated

by the Parliament of Victoria's Bill Bainbridge and included five sessions:

- **Election 2023 – Parliament over the next four years**, providing an overview of the known and likely results of the March 2023 election, and the possible impact on the Department over the next Parliament. The presenters were David Blunt (Clerk of the Parliaments), Steven Reynolds (Deputy Clerk of the Legislative Council), Helen Minnican (Clerk of the Legislative Assembly) and Carly Maxwell (Deputy Clerk of the Legislative Assembly).
- **The changing workplace – the next 10 years**, showcasing trends in public administration and workplace culture from speakers including Laura Christie PSM (Chief Information and Digital Officer, NSW Department of Customer Service), Professor Ros Dixon (University of NSW), Paul Miller PSM (NSW Ombudsman), and Kelly McFadyen (Executive Director, Corporate Services, Department of Parliamentary Services).
- **Into the future – staff reflections on change**, where a video of colleagues speaking to observing and managing change prompted a group discussion.
- **Managing change – skills to successfully navigate change**, a practical workshop conducted by Patricia Healy of Marana Consulting.
- **Evaluation and where to from here?**

This was the first time in its history that the Department has held a staff development day, and a feedback session was incredibly valuable to help chart future development opportunities. The overwhelming majority of staff were keen that staff development days continue, ideally every second year.



## FEEDBACK ON OUR FIRST STAFF DEVELOPMENT DAY

“Really enjoyable day. It was great to connect with colleagues [and have] space to think about what’s coming in the next Parliament.”

“Great day. Exceeded expectations.”

“The timing of the day was perfect... the external panel was fascinating.”

*When asked to describe what it means to be an employee of the Department of the Legislative Council using keywords, staff clearly saw it as a privilege and are proud of their work. Words shared included “an honour”, “[we] enable democracy”, “worthwhile”, “proud” and more.*

## ELECTORAL OBSERVATION WORKSHOP

An opportunity for both staff and members of the Parliament, in November 2022, 10 members, six parliamentary staff (four from the Council) and one former Council member participated in a workshop on electoral observation organised by the NSW Branch of the Commonwealth Parliamentary Association. The attendees from the Council were the Hon Catherine Cusack; the Hon Walt Secord; Clerk David Blunt; Clerk Assistant Beverly Duffy, then A/Director Committees Rhia Victorino; and then Principal Council Officer – Committees Vanessa O’Loan.

The workshop was facilitated by the Australian Electoral Commission and run under its ‘BRIDGE’ program (‘Building Resources in Democracy, Governance and Elections’). The program is a modular professional development initiative focused on electoral processes, used around the world to enhance the professional skills and confidence of electoral administrators and stakeholders in the electoral process.

The three-day workshop covered the purpose and role of electoral observation; national and international election observation; codes of conduct; deployment of election observers; observation methodologies; reports and recommendations.

This was the first time a BRIDGE workshop had been conducted in Australia and made available to serving members of Parliament and parliamentary staff. By all accounts the workshop was a great success, providing participants with knowledge – including the information needed to make an informed decision about participating in future election observation missions.

## MIRRI MIRRI CULTURAL EDUCATION WORKSHOPS

On 27 February and again on 24 March 2023, Council staff had the opportunity to participate in cultural education workshops facilitated by Mirri Mirri, an Aboriginal-owned company specialising in the delivery of cultural awareness training. The workshops were highly engaging and interactive, building staff knowledge of First Nations peoples and effective communication and engagement techniques.

This was an important initiative under the *Legislative Council Workplace Diversity and Inclusion Plan 2019-2023*, and with the Department’s commitment to strengthening cultural competence, further workshops and training on cultural education will continue.

## OUR ONGOING PERFORMANCE DEVELOPMENT PROGRAM

The Department’s Performance Development Program provides an opportunity for managers and staff to identify performance and career goals. The program is conducted every 12 months, with the option of an informal review at six months or earlier, and was in place throughout 2022/23.



Attendees of the 2022 electoral observation workshop

## EQUAL EMPLOYMENT OPPORTUNITY TRENDS

The Department is committed to providing a workplace that provides equal employment opportunity (EEO). This commitment is evidenced by the adoption of flexible work practices to assist staff in balancing their professional and personal lives; the merit selection process in place for recruitments; and the adoption of fair work practices and procedures.

The Department contributes EEO data for the public sector's annual Workforce Profile Reports, which measure performance in meeting Government employment benchmarks, including for employees from EEO minority groups. The Department's most recent EEO trends are outlined in the table below.

### Representation as percentages of the Department's workforce in 2022/23\*

|  |  |
|--|--|
| Women  | 70.9%  |
|  | Note: 75% of the Department's management positions (Clerk and Director roles) were held by women at the end of 2022/23 |
| Aboriginal or Torres Strait Islander staff                   | 1.8%   |
| Staff with disability <sup>†</sup>                           | 5.5%   |
| Staff from racial, ethnic or ethno-religious minority groups | 12.7%  |
| Staff whose language first spoken was not English            | 18.2%  |

\* Based on head count of 55

† In 2022/23, no staff with disability required workplace adjustments

## DIVERSITY AND INCLUSION

The Department is committed to attracting, recruiting, developing and retaining a diverse workforce, and to fostering a work environment where staff feel included, respected and supported.

The *Legislative Council Workplace Diversity and Inclusion Plan 2019-2023* was in place throughout the reporting period to help achieve these aims, and can be seen at [www.bit.ly/LC-department](http://www.bit.ly/LC-department).

At the time of writing, the Department was finalising reporting against the 2019-2023 plan and preparing to develop its next iteration, in line with a whole-of-Parliament diversity and inclusion plan, as well as the *Parliament of NSW Disability Inclusion Action Plan 2022-2024*.

In 2022/23, the Departments of the Legislative Council and Legislative Assembly introduced

'executive sponsors' for a range of special issues and diversity groups, joining previously established sponsors from the Department of Parliamentary Services. Sponsors are members of the senior management team who help support relevant internal and external initiatives, covering everything from Aboriginal and Torres Strait Islander initiatives to mental health and wellbeing activities.

## EMPLOYEE ASSISTANCE PROGRAMS

Throughout 2022/23 the Parliament had two employee assistance programs (EAPs) in place – providing free, professional and confidential counselling services for all members and staff, their immediate family members and people in close relationships with them. During the reporting period, the service providers were LifeWorks and, for specialised support for those in the LGBTIQ+ community, ACON's Pride Employee Assistance Program was available.

Information on the Department's contribution to EAP expenditures can be found on p71.

## WORK TO IMPLEMENT RECOMMENDATIONS OF THE BRODERICK REVIEW

In 2022/23, the results of the *Independent Review into Bullying, Sexual Harassment and Sexual Misconduct in NSW Parliamentary Workplaces 2022* were published. The review was commissioned in July 2021 by the Parliamentary Executive Group, which consists of the President, the Speaker, the Clerks of both Houses, and the Chief Executive of the Department of Parliamentary Services. It was conducted by former Sex Discrimination Commissioner Elizabeth Broderick AO, and is commonly known as the 'Broderick Review'.

The review took place over a year and its report was published in August 2022 at [www.bit.ly/reviews-and-reports](http://www.bit.ly/reviews-and-reports). The report contains a summary of findings from surveys and other consultations with members, members' staff and parliamentary department staff, used to ascertain the lived experience of those working in parliamentary workplaces. While the results for departmental staff generally indicated a safe, inclusive and supportive workplace experience, the results for members and members' staff indicated a worrying and unacceptable level of lived experience of bullying and sexual harassment, together with a number of sexual assaults.

The report also included a large number of recommendations and a 'framework for action' to address its findings. The recommendations cover:

- Leadership
- Culture

- Policy
- Training
- Reporting
- Monitoring.

The Parliamentary Executive Group categorically committed to ensuring NSW Parliament House and electorate offices are the safe, inclusive and respectful workplaces that the people of NSW and our workers expect and deserve.

In December 2022, a comprehensive Implementation Plan was shared with the broader parliamentary community as part of a consultation process. The plan identified 115 actions required to meet the review's recommendations.

From December 2022 to 30 June 2023, work progressed well on implementing the recommendations, with a number of important initiatives underway or completed. These include: the appointment of an Independent Complaints Officer (see p40); the development of a comprehensive policy on *Bullying, Harassment and Sexual Harassment*; and the appointment of a training provider to roll out training – initially to parliamentary leaders and members, and later to all members and parliamentary department staff – in relation to responsibilities for a safe, respectful workplace.

The overwhelming majority of members have indicated a strong commitment to a safe and respectful parliamentary workplace. Ultimately, many of the recommendations in the Broderick report in relation to leadership and culture require the engagement and commitment of members and party leaders for full implementation. In the meantime, the Department of the Legislative Council, along with the Department of the Legislative Assembly and Department of Parliamentary Services, will continue to seek to enhance its already supportive and respectful workplace culture and highest standards of professionalism.

## WORK HEALTH AND SAFETY

The Department is committed to ensuring the workplace health and safety of employees and visitors – a high priority across the entire Parliament. In accordance with the *Work Health and Safety Act 2011*, across 2022/23 the Parliament's Work Health and Safety (WHS) Committee continued to meet quarterly to ensure compliance. The Legislative Council is represented by Department team members Vanessa O'Loan, Gareth Perkins and Andrew Ratchford, and Council member staffer Zachary Gillies-Palmer.

The Parliament uses online WHS reporting system SolvSafety, which allows members and staff to report injuries, near-misses and hazards in the workplace. This system improves injury management and helps ensure the Parliament continues to prioritise WHS for all members, staff and visitors. The Parliament also has a Work Health and Safety Policy focused on a proactive, reasonably practicable risk management approach. Ongoing measures are taken to identify, assess, control, monitor and review hazards in the workplace, in compliance with work health and safety legislation, regulations and codes of practice established by SafeWork NSW and other regulators.

The Parliament, including the Department of the Legislative Council, undertook significant work in 2022/23 in relation to identifying and reducing the risks associated with psychosocial work health and safety risks through implementing the recommendations of the Broderick Review (see p62 to learn more about the review).

See the table below for figures relating to WHS incidents in 2022/23.

### Summary of workplace health and safety incidents

|                        | 2022/2023  | 2021/2022      | 2020/2021  | 2019/2020  |
|------------------------|------------|----------------|------------|------------|
| No. of incidents       | 2          | 0              | 2          | 4          |
| Near miss/hazards      | 2          | 0              | 1          | 3          |
| Strains and overuse    | 1          | 0              | 0          | 1          |
| Slips, trips and falls | 1*         | 1              | 0          | 0          |
| Other                  | 1†         | 0              | 0          | 0          |
| Lost-time injuries     | 0          | 0              | 0          | 0          |
| Claims                 | 0          | 1              | 1          | 0          |
| <b>New claims cost</b> | <b>\$0</b> | <b>\$3,320</b> | <b>\$0</b> | <b>\$0</b> |

\* Near miss

† Hit by moving object

## WHAT OUR STAFF SAY ABOUT WORKING IN THE DEPARTMENT

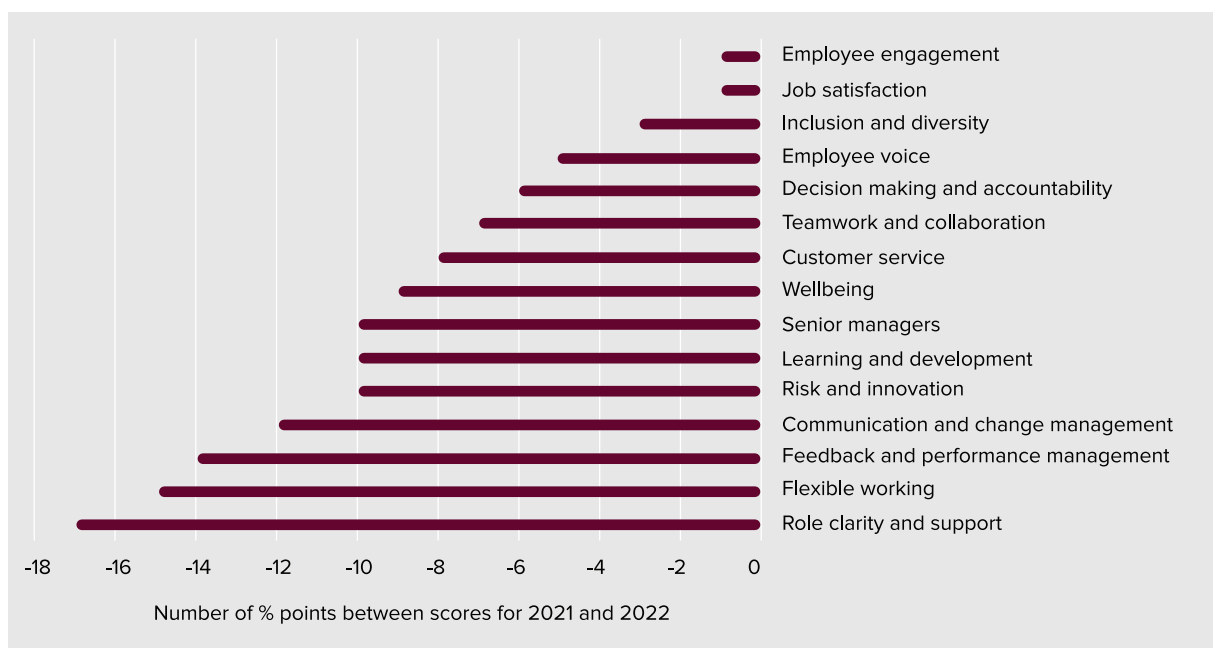
The People Matter Survey is an employee opinion survey conducted annually by the NSW Public Service Commission. The staff response rate in the Council for 2022 was 100 per cent, with the 2023 survey underway at the time of writing.

The Department received its highest scores in the areas of ethics and values, employee engagement, job purpose and enrichment and customer service.

The Department's score for employee engagement (84% said they were highly or very engaged) continues to be on par with the most engaged workplaces across the public sector and compares extremely favourably with private sector workplaces. This is testament to the commitment and motivation of the highly professional staff who make up the Department. However, scores were lower across almost all survey areas in 2022 compared to previous years. The lowest scores were in the areas of role clarity and support, change, burnout, pay, feedback and performance management.

| Questions with lowest favourable scores                          | 2022<br>% favourable response | 2021<br>% change from |
|--|-------------------------------|-----------------------|
| I have the time to do my job well                                | 40                            | -38                   |
| Change is managed well in my organisation                        | 44                            | -20                   |
| I feel burned out by my work (% disagree)                        | 46                            | N/A                   |
| I am paid fairly for the work I do                               | 46                            | -31                   |
| My manager appropriately deals with employees who perform poorly | 46                            | -8                    |

Between 2021 and 2022 the largest decreases were in the areas of role clarity and support, flexible working, feedback and performance management, and communication and change.



Overall, these results were disappointing. The Department's senior management team subsequently took time to reflect on the results and to engage with all staff to help understand the underlying reasons for them. As a result, it is understood that the driving factors were the consistently long sitting hours and the unprecedented number of committee inquiries conducted during 2021/2022, which placed significant workload and stress on staff. The structural review of the Procedure Office and Office of the Clerk (p58) was initiated in response to this concerning level of staff fatigue and burnout. They remain key issues for management to address.

# FINANCIALS & GOVERNANCE

FOR THE YEAR ENDING  
30 JUNE 2023



# DEPARTMENT OF THE LEGISLATIVE COUNCIL FINANCIAL REPORT

## Overview of Legislative Council finances

The net cost of services of the Legislative Council, including members' programs, was \$39.581 million in 2022/23, representing 18.6% of the total net cost of services of the Parliament for the 2022/23 financial year. This reflects a favourable variance of \$373,000 or 0.94% compared to a budget of \$39.954 million.

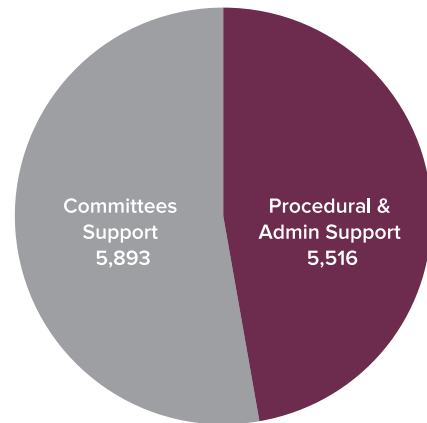
The main components of this variation include:

- Employee-related expenses were higher than budget by \$1,179,000, primarily due to higher than budget separation payments \$808,000 and un-budgeted long service leave expense \$291,000.
- Operating expenses were higher than budget by \$146,000, mainly due to \$598,000 in off-site accommodation for members and staff and \$91,000 in committees conference costs, offset by underspend of members' entitlements of \$189,000 in Communications Allowances and \$386,000 in General Travel Allowance.
- Other expenses for members' remuneration were lower than budget by \$1.690 million, largely as a result of lower spending in members' and ministers' salary and allowances.

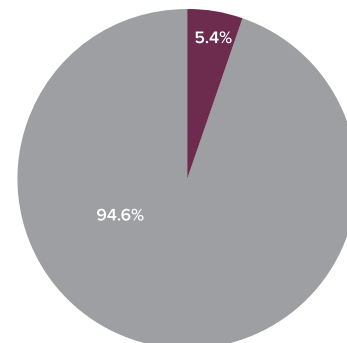
The net cost of services for the Council, excluding direct expenditure on members, was \$11.409 million, which equates to 5.4% of the total net cost of service for the Parliament and 28.8% of the Legislative Council's total net cost of services. The two main operational activities within the Council are Procedural and Administrative Support, and Committee Support.

*The costs represented in this financial report are unaudited and represented the best-known cost distribution for both cash and non-cash items attributable for the Legislative Council.*

## Legislative Council operations (\$'000)

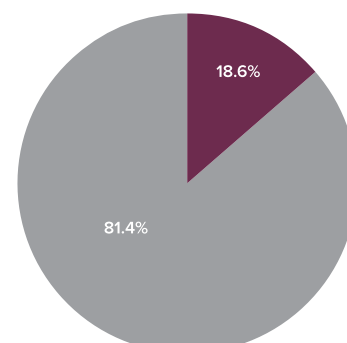


## Net cost of services of the Legislative Council, excluding Members Program, as a proportion of total cost of services of Parliament



- Net cost of services of the Legislative Council, excluding Members Program
- Net cost of services of the Parliament

## Net cost of services of the Legislative Council, including Members Program, as a proportion of total cost of services of Parliament



- Net cost of services of the Legislative Council, including Members Program
- Net cost of services of the Parliament

## LEGISLATIVE COUNCIL SUPPLEMENTARY FINANCIAL INFORMATION

Start of unaudited financial statements

### LEGISLATIVE COUNCIL CONSOLIDATED

Statement of comprehensive income for the year ended 30 June 2023

|  | Actual<br>2023<br>\$'000 | Budget<br>2023<br>\$'000 | Actual<br>2022<br>\$'000 |
|--|--------------------------|--------------------------|--------------------------|
| <b>Expenses excluding losses</b>       |                          |                          |                          |
| Employee related expenses              | 17,465                   | 16,286                   | 14,813                   |
| Operating expenses                     | 3,884                    | 3,738                    | 2,011                    |
| Depreciation and amortisation          | 4,057                    | 4,055                    | 3,614                    |
| Grants and subsidies                   | –                        | –                        | –                        |
| Other expenses (Members' remuneration) | 14,905                   | 16,595                   | 14,584                   |
| <b>Total Expenses excluding losses</b> | <b>40,311</b>            | <b>40,674</b>            | <b>35,022</b>            |
| <b>Revenue</b>                         |                          |                          |                          |
| Sale of goods and services             | 716                      | 716                      | 720                      |
| Other income                           | 14                       | 4                        | 2                        |
| <b>Total Revenue</b>                   | <b>730</b>               | <b>720</b>               | <b>722</b>               |
| <b>Gain / (loss) on disposal</b>       | <b>–</b>                 | <b>–</b>                 | <b>–</b>                 |
| <b>Other Gain / (loss)</b>             | <b>–</b>                 | <b>–</b>                 | <b>–</b>                 |
| <b>Net Cost of Services</b>            | <b>39,581</b>            | <b>39,954</b>            | <b>34,300</b>            |

### LEGISLATIVE COUNCIL PARLIAMENTARY REPRESENTATION

Statement of comprehensive income for the year ended 30 June 2023

|  | Actual<br>2023<br>\$'000 | Budget<br>2023<br>\$'000 | Actual<br>2022<br>\$'000 |
|--|--------------------------|--------------------------|--------------------------|
| <b>Expenses excluding losses</b>       |                          |                          |                          |
| Employee related expenses              | 9,107                    | 8,433                    | 7,334                    |
| Operating expenses                     | 2,364                    | 2,483                    | 1,288                    |
| Depreciation and amortisation          | 2,512                    | 2,511                    | 2,243                    |
| Grants and subsidies                   | –                        | –                        | –                        |
| Other expenses (Members' remuneration) | 14,905                   | 16,595                   | 14,584                   |
| <b>Total Expenses excluding losses</b> | <b>28,888</b>            | <b>30,022</b>            | <b>25,449</b>            |
| <b>Revenue</b>                         |                          |                          |                          |
| Sale of goods and services             | 716                      | 716                      | 720                      |
| Other income                           | –                        | –                        | –                        |
| <b>Total Revenue</b>                   | <b>716</b>               | <b>716</b>               | <b>720</b>               |
| <b>Gain / (loss) on disposal</b>       | <b>–</b>                 | <b>–</b>                 | <b>–</b>                 |
| <b>Other Gain / (loss)</b>             | <b>–</b>                 | <b>–</b>                 | <b>–</b>                 |
| <b>Net Cost of Services</b>            | <b>28,172</b>            | <b>29,306</b>            | <b>24,729</b>            |

## LEGISLATIVE COUNCIL OPERATIONS

### Statement of comprehensive income for the year ended 30 June 2023

|  | Actual<br>2023<br>\$'000 | Budget<br>2023<br>\$'000 | Actual<br>2022<br>\$'000 |
|--|--------------------------|--------------------------|--------------------------|
| <b>Expenses excluding losses</b>       |                          |                          |                          |
| Employee related expenses              | 8,358                    | 7,853                    | 7,479                    |
| Operating expenses                     | 1,520                    | 1,255                    | 723                      |
| Depreciation and amortisation          | 1,545                    | 1,544                    | 1,371                    |
| Grants and subsidies                   | –                        | –                        | –                        |
| Other expenses (Members' remuneration) | –                        | –                        | –                        |
| <b>Total Expenses excluding losses</b> | <b>11,423</b>            | <b>10,652</b>            | <b>9,573</b>             |
| <b>Revenue</b>                         |                          |                          |                          |
| Sale of goods and services             | –                        | –                        | –                        |
| Other income                           | 14                       | 4                        | 2                        |
| <b>Total Revenue</b>                   | <b>14</b>                | <b>4</b>                 | <b>2</b>                 |
| <b>Gain / (loss) on disposal</b>       | <b>–</b>                 | <b>–</b>                 | <b>–</b>                 |
| <b>Other Gain / (loss)</b>             | <b>–</b>                 | <b>–</b>                 | <b>–</b>                 |
| <b>Net Cost of Services</b>            | <b>11,409</b>            | <b>10,648</b>            | <b>9,571</b>             |

End of unaudited financial statements

## AUDIT & RISK COMMITTEE

The Parliament's Audit and Risk Committee operates in accordance with NSW Treasury Policy Paper 'Internal Audit and Risk Management Policy for the General Government Sector' (TPP20-08). The Committee's Charter states that the objective of the Committee is "to provide independent assistance to the Clerks and the Chief Executive by monitoring, reviewing and providing advice about the Legislature's governance processes, risk management and control frameworks, and its external accountability obligations."

The current members of the committee are Mr Ian Gillespie (Chair), Ms Christine Hawkins and Mr Henry Capra. Mr Gillespie was appointed to the position of Chair at the September 2022 meeting, after the unexpected retirement of Mr Alex Smith. Mr Henry Capra joined the committee in September 2022. All members are independent.

The committee met six times during 2022/23 and committee member attendance is shown in the following table:

| Audit and Risk Committee members | Number of meetings eligible to attend | Number attended |
|----------------------------------|---------------------------------------|-----------------|
| Mr Ian Gillespie (Chair)         | 6                                     | 6               |
| Ms Christine Hawkins             | 6                                     | 6               |
| Mr Henry Capra                   | 5                                     | 5               |

The Committee oversaw and monitored the following activities in 2022/23:

- Risk assessments including updates to the Parliament's Corporate Risk Register
- Endorsement of the Parliament's Strategic (three year) and Annual Internal Audit Plan
- Progress against the Internal Audit Plan
- Final internal audit reports
- Status reports on the implementation of internal audit and external audit recommendations
- Internal Audit Internal Quality Assessment
- Draft and Final Legislature Annual Financial Statements

- Internal financial performance reports
- The Parliament's early close procedures
- The Audit Office of NSW's Client Services Report and Management Letter
- Management's representation letter to the Audit Office of NSW
- Annual attestation against the Parliament's Legislative Compliance Register
- Updates from department heads on key issues
- Reports on work health and safety
- Business continuity management implementation
- Reports on fraud and corruption control.

The Parliament voluntarily complies with the Internal Audit and Risk Management Policy for the General Government Sector (TPP20-08). Since March 2021, the Audit and Risk Committee has agreed to table an annual internal attestation report. This year's attestation was completed and provided to the committee at its June 2023 meeting. The committee undertakes an annual assessment of its performance. The result as reported to the March 2023 meeting was an average performance rating across 27 pre-determined criteria of 97%.

The share of professional fees for the independent members of the Parliament's Audit and Risk Committee paid by the Department during the reporting period was \$7,415.

## INTERNAL AUDIT

**The Parliament's Internal Audit function is an independent review activity headed by the Chief Audit Executive.** The Internal Audit function, through the Chief Audit Executive, reports functionally to the Audit and Risk Committee on the results of completed audits, and for strategic direction and accountability purposes; and reports administratively to the Clerks and Chief Executive of the Department of Parliamentary Services, to facilitate day-to-day operations.

The Chief Audit Executive manages, through an outsourced audit service provider, an annual plan of risk-based audits. The annual audit plan for 2022/23 was endorsed by the Audit and Risk Committee in June 2022. During 2022/23, the following final audit reports were presented to the committee:

- Business Continuity and Disaster Recovery
- Payroll
- IT Mobile Device Governance and Asset Management
- Accounts Payable
- Electorate Offices Leasing
- Members' Entitlements FY 2021/22.

A Quality Assurance and Improvement Program is also undertaken throughout the year and reported quarterly to the committee. Audit candidate feedback is a key measure, with the average satisfaction rating being 4.86/5 in 2022/23 as reported to the June 2023 meeting.

An updated Audit Universe, Strategic (three year) internal audit program, and annual audit plan for 2023-25 was prepared in consultation with senior management and endorsed by the Audit and Risk Committee in June 2023.

## ENTERPRISE RISK MANAGEMENT

**The Parliament's Enterprise Risk Management Framework incorporates all of the Parliament's policies, processes, and methodologies for identifying and managing risk,** and sets out how risk management is embedded in key business processes. The framework was reviewed and updated in 2023.

The Parliament maintains a Corporate Risk Register which is subject to quarterly review by the Parliament's Senior Management Group (SMG) and the Audit and Risk Committee. Departments/branches maintain operational risk registers which are also reviewed on a quarterly basis and project-related risks are reviewed at least monthly.

## INSURANCE

**The Parliament's insurance requirements are managed as part of the Treasury Managed Fund (TMF) portfolio.** Under the TMF management arrangements, the Parliament's business insurer is Gallagher Bassett for all insurance lines except for workers' compensation insurance, which is provided by Employers Mutual. Deposit premiums paid to the Treasury Managed Fund for all lines of insurance over the past five years are shown in the table below:

|                       | 2022/23          | 2021/22          | 2020/21        | 2019/20        | 2018/19        |
|-----------------------|------------------|------------------|----------------|----------------|----------------|
|                       | \$               | \$               | \$             | \$             | \$             |
| Property              | 488,904          | 412,319          | 320,971        | 229,780        | 203,150        |
| Workers' compensation | 760,810          | 537,801          | 538,455        | 340,804        | 402,790        |
| Motor                 | 1,079            | 1,028            | 935            | 540            | 580            |
| Liability             | 142,679          | 125,145          | 98,735         | 52,990         | 51,090         |
| Misc                  | 26,359           | 26,269           | 25,455         | 7,060          | 5,230          |
| <b>TOTAL</b>          | <b>1,419,831</b> | <b>1,102,562</b> | <b>984,542</b> | <b>631,174</b> | <b>662,840</b> |

## BUSINESS CONTINUITY MANAGEMENT

The Parliament has continued to implement and maintain its Business Continuity Management System to support operations through business interruption events. The Business Continuity Governance Group met three times in 2022/23, with representation from all three parliamentary departments. A key item of business was the review of and implementation of recommendations from a mock incident emergency held early December 2022 with representation from the Business Continuity Governance Group and expanded to include the Business Continuity Officers and their alternate Business Continuity Officers.

## FRAUD & CORRUPTION PREVENTION

The Parliament's Fraud and Corruption Control Committee met three times in 2022/23 to oversight activities from the Fraud and Corruption Control Plan, including completion rates for the Parliament's online training module on Ethical Values and Fraud and Corruption Prevention.

The Fraud and Corruption Control Plan 2022/23 was adopted by the committee. A fraud and risk review was conducted to ensure the Parliament's fraud and risk profiles are accurate, taking in consideration hybrid work in comparison with previous years. The Audit and Risk Framework was also reviewed in accordance with the updated Australian Standard AS8001:2021.

The committee continues to monitor the online training module on Ethical Values and Fraud and Corruption Prevention, with support and encouragement led by members of the committee. During 2022/23 the completion rate continued to remain high, between 91 and 100%.

## PUBLIC INTEREST DISCLOSURES

As per section 31 of the *Public Interest Disclosures Act 1994*, all agencies including Parliament are required to report on their Public Interest Disclosures (PIDs).

The Department has a Public Interest Disclosure Policy, which is accessible via the intranet, and ensures that staff are aware of this policy. The Human Services team delivers a session on PIDs at the induction program for new staff.

No PIDs were received and no PIDs were finalised by the Department in the reporting period.

## CROSS-PARLIAMENT GOVERNANCE COMMITTEES

The Department is represented on a number of cross Department committees aimed at ensuring effective communication, workflow and governance across the Parliament. In 2022/23, these committees included the...

- AV Board
- Business Continuity Committee
- Capital Works Committee
- Communication, Engagement and Education Board
- Digital Parliament Board
- Engagement Board
- Policy Review Steering Committee
- Records Management Committee
- Security Committee
- Training Committee
- Twinning Steering Committee.

## TRAVEL EXPENDITURE

The Department expended approximately \$90,050 on international travel during the reporting year.

This included travel to the 65th Commonwealth Parliamentary Conference in Canada by the President and Clerk (partially funded by the Commonwealth Parliamentary Association); a twinning visit to the National Parliament of Solomon Islands involving the President, two Legislative Council members, and two staff members (also partially funded by the CPA); travel by one staff member to a CPA Public Accounts workshop in London and Scotland; travel by the President to a CPA executive meeting in London and Gibraltar; and travel by the Deputy President and Clerk to a Presiding Officers and Clerks Conference in Solomon Islands.

In addition, staff travelled for a Floating Budget Office analysis mission to Solomon Islands, funded by the United Nations Development Programme.

Meanwhile, the total cost of domestic committee travel in the 12 months to 30 June 2023 was \$58,838 (including mode of travel, accommodation and venue costs). Further details can be found in Appendix 4 (p91).

## **USE OF CONSULTANTS, CONTRACTORS & LEGAL SERVICES**

The Department expended \$265,909.41 on consultancy, contractor and legal services excluding GST, the detail of which is provided below.

### **LEGAL SERVICES**

The Department engaged independent legal arbiters to evaluate and report on claims of privilege on documents on 16 occasions in 2022/23, at an overall cost of \$71,024.50 excluding GST.

The Honourable Keith Mason AC KC was engaged as a legal arbiter relating to the following orders for papers, for a total of \$19,275 excluding GST:

- The appointment of Senior Trade and Investment Commissioners
- Castle Hill High School
- Brumbies in Kosciusko National Park
- Central Barangaroo
- Animal research
- Privatisation or efficiency measures relating to Sydney Water or Hunter Water
- Exhibited animals and exhibited animals – further order.

The Honourable Alan Robertson SC was also engaged at a total cost of \$35,818.18 excluding GST on these matters:

- The appointment of Senior Trade and Investment Commissioners
- Get Wild Pty Ltd.

And the Honourable Joseph Campbell KC was also engaged on the matter of Get Wild Pty Ltd for a total cost of \$9,475 excluding GST.

### **CHAMBER COVERAGE AND OTHER FILMING SERVICES**

Camera operator services for the chamber for a portion of 2022/23 were delivered by Corporate Technology Services Pty Ltd (CTS), prior to the implementation of an in-house AV team (see p17). CTS were also engaged for coverage of the Opening of Parliament and other filming and video services relating to Legislative Council events. The total paid by the Department to CTS was \$118,495 excluding GST.

Also in 2022/23, Painted Black Productions Pty Ltd was engaged for video production services at a total cost of \$5,989.50 excluding GST.

### **INTERPRETATION SERVICES**

Auslan interpretation services were provided by Deaf Services Limited (Deaf Connect) in 2022/23, including for the live interpretation of an Auslan-related inquiry and during the May 2023 Opening of Parliament. Services were also engaged for the interpretation of an Auslan inquiry video explainer. The total cost of these services was \$5,866.59 excluding GST.

### **SHARED EXPENDITURE**

The Department contributes to the cost of services delivered across the Parliament. In 2022/23, excluding GST, this included:

- \$4,587.12 for the Parliament's Employee Assistance Programs
- \$463.38 for the annual flu vaccine program
- \$2,960.70 for relevant memberships
- \$9,240 for online training program costs
- \$12,795.54 for other shared costs.

### **CONSULTANCY FEES**

In 2022/23, a total of \$27,067.08 was spent on consultancy services, including for the review of the Procedure Office and Office of the Clerk.

### **ANNUAL REPORT**

The content of this 2022/23 annual report was prepared by the Department and compiled with design assistance from Studio Rouge. The total cost of design and a small print run was approximately \$7420 excluding GST.



# APPENDICES



# APPENDIX 1

## A COMPARISON OF 2022/23 KEY STATISTICS WITH RECENT REPORTING PERIODS

|   | 2022/23* | 2021/22  | 2020/21  | 2019/20 |
|---|----------|----------|----------|---------|
| Department staff                        | 52.4 FTE | 59.4 FTE | 53.57FTE | 39.0FTE |
| Secretary Research Assistants           | 57.9 FTE | 55 FTE   | 50.0FTE  | 57.0FTE |
| Sitting days                            | 34       | 40       | 45       | 36      |
| Sitting hours                           | 326.23   | 413      | 498      | 330     |
| Bills passed                            | 60       | 71       | 59       | 33      |
| Amendments to bills (moved)             | 267      | 630      | 758      | 412     |
| Amendments to bills (agreed to)         | 98       | 231      | 253      | 212     |
| Orders for papers                       | 50       | 150      | 164      | 74      |
| Notices of motion given                 | 540      | 641      | 780      | 503     |
| Budget Estimates hearings               | 31       | 62       | 25       | 28      |
| Committee inquiries                     | 19       | 36       | 36       | 36      |
| Committee reports tabled                | 42       | 40       | 31       | 30      |
| Submissions to committees               | 525      | 7,521    | 3,900    | 5,331   |
| Inquiry witnesses (hearings and forums) | 791      | 1,982    | 1,539    | 930     |

\* Note that due to the transition between the 57th and 58th Parliaments, there were fewer 'active' weeks in the parliamentary calendar in 2022/23.

## APPENDIX 2

### MEMBERS OF THE LEGISLATIVE COUNCIL AS AT 30 JUNE 2023

This list reflects members, party affiliations and roles at the end of the 2022/23 reporting period. Changes have since taken place. The most current information can be found at [www.bit.ly/LC-members](http://www.bit.ly/LC-members).

|   |      |   |      |
|---|------|---|------|
| <b>Banasiak</b> , The Honourable Mark Jared   | SFF  | <b>Mitchell</b> , The Honourable Sarah  | NAT  |
| <b>Borsak</b> , The Honourable Robert   | SFF  | <i>Deputy Leader of the Opposition<br/>in the Legislative Council</i>   |      |
| <b>Boyd</b> , Ms Abigail  | G    | <b>Mookhey</b> , The Honourable Daniel  | ALP  |
| <i>Temporary Chair of Committees</i>  |      | <i>Treasurer</i>  |      |
| <b>Buckingham</b> , The Honourable Jeremy   | LCP  | <b>Moriarty</b> , The Honourable Tara   | ALP  |
| <b>Buttigieg</b> , The Honourable Mark  | ALP  | <i>Minister for Agriculture, Minister for<br/>Regional New South Wales, and Minister<br/>for Western New South Wales</i>  |      |
| <b>Carter</b> , The Honourable Susan  | LIB  | <b>Munro</b> , The Honourable Jacqueline Amy  | LIB  |
| <b>Cohn</b> , Dr Amanda   | G    | <b>Murphy</b> , The Honourable Cameron L AM   | ALP  |
| <b>D'Adam</b> , The Honourable Anthony  | ALP  | <i>Deputy Government Whip</i>   |      |
| <b>Donnelly</b> , The Honourable Gregory John   | ALP  | <b>Nanva</b> , The Honourable Bob   | ALP  |
| <b>Faehrmann</b> , Ms Cate  | G    | <i>Government Whip</i>  |      |
| <b>Fang</b> , The Honourable Wes  | NAT  | <b>Primrose</b> , The Honourable Peter Thomas   | ALP  |
| <i>Deputy Opposition Whip</i>   |      | <i>Assistant President</i>  |      |
| <b>Farlow</b> , The Honourable Scott  | LIB  | <b>Rath</b> , The Honourable Chris  | LIB  |
| <b>Farraway</b> , The Honourable Sam Jacob  | NAT  | <i>Opposition Whip</i>  |      |
| <b>Franklin</b> , The Honourable Ben  | NAT  | <b>Roberts</b> , The Honourable Rod   | PHON |
| <i>President</i>  |      | <i>Deputy President and Chair of Committees</i>   |      |
| <b>Graham</b> , The Honourable John   | ALP  | <b>Ruddick</b> , The Honourable John  | LDP  |
| <i>Deputy Leader of the Government in the<br/>Legislative Council, Special Minister of State,<br/>Minister for Roads, Minister for the Arts,<br/>Minister for Music and the Night-time Economy,<br/>and Minister for Jobs and Tourism</i> |      | <b>Sharpe</b> , The Honourable Penelope Gail  | ALP  |
| <b>Higginson</b> , Ms Sue   | G    | <i>Leader of the Government in the Legislative<br/>Council, Minister for Climate Change,<br/>Minister for Energy, Minister for the<br/>Environment, and Minister for Heritage</i> |      |
| <b>Houssos</b> , The Honourable Courtney  | ALP  | <b>Suvaal</b> , The Honourable Emily Jane   | ALP  |
| <i>Minister for Finance and Minister for<br/>Natural Resources</i>  |      | <b>Taylor</b> , The Honourable Bronnie  | NAT  |
| <b>Hurst</b> , The Honourable Emma  | AJP  | <b>Tudehope</b> , The Honourable Damien   | LIB  |
| <i>Temporary Chair of Committees</i>  |      | <i>Leader of the Opposition in the<br/>Legislative Council</i>  |      |
| <b>Jackson</b> , The Honourable Rose  | ALP  | <b>Ward</b> , The Honourable Natalie Peta   | LIB  |
| <i>Minister for Water, Minister for Housing,<br/>Minister for Homelessness, Minister for<br/>Mental Health, Minister for Youth, and<br/>Minister for the North Coast</i>  |      | <i>Deputy Leader of the Liberal Party, and<br/>Deputy Leader of the Liberal Party in the<br/>Legislative Council</i>  |      |
| <b>Kaine</b> , The Honourable Dr Sarah  | ALP  | <b>Party Representation: House of 42 Members</b>  |      |
| <i>Temporary Chair of Committees</i>  |      | AJP – Animal Justice Party  | 1    |
| <b>Latham</b> , The Honourable Mark   | PHON | ALP – Australian Labor Party  | 15   |
| <b>Lawrence</b> , The Honourable Stephen Gingell  | ALP  | G – The Greens  | 4    |
| <b>MacDonald</b> , The Honourable Aileen  | LIB  | LIB – Liberal Party of Australia (NSW Division)   | 10   |
| <b>Maclaren-Jones</b> , The Honourable Natasha  | LIB  | LCP – Legalise Cannabis NSW Party   | 1    |
| <b>Martin</b> , The Honourable Taylor Mitchell  | LIB  | LDP – Liberal Democratic Party  | 1    |
| <b>Merton</b> , The Honourable Rachel Victoria  | LIB  | NAT – The Nationals   | 5    |
| <b>Mihailuk</b> , The Honourable Tania  | PHON | PHON – Pauline Hanson's One Nation  | 3    |
|   |      | SFF – Shooters, Fishers and Farmers Party   | 2    |

# APPENDIX 3

## VARIOUS ALLOWANCES & EXPENDITURES OF MEMBERS OF THE LEGISLATIVE COUNCIL FOR 2022/23 (SPLIT BY 57TH/58TH PARLIAMENT)

| 57TH PARLIAMENT – 1 July 2022 to 24 March 2023 |                                     |                                  |                           |   |                                 |   |                                 |                                   |                                    |                                      |                        |  |
|--|-------------------------------------|----------------------------------|---------------------------|---|---------------------------------|---|---------------------------------|-----------------------------------|------------------------------------|--------------------------------------|------------------------|--|
| Member   | Description                         | Communi-<br>cations<br>Allowance | Members'<br>GTA<br>Travel | Spouse/appr<br>ved Relative<br>GTA Travel | Member's<br>Staff<br>GTA Travel | General<br>Travel<br>Allowance<br>(GTA) Total | Combined<br>(CA & GTA)<br>Total | ROH<br>Communication<br>Allowance | ROH General<br>Travel<br>Allowance | Members'<br>Home to<br>Sydney Travel | Committee<br>Allowance | Skills<br>Development<br>Allowance (SDA) |
| Lou Amato                                      | Allocation for 2022/23              | 3,631.93                         |                           |   |                                 | 4,842.58                                      |                                 |                                   |                                    |                                      |                        | 1,547.14                                 |
|  | C/Forward from 2021/22              | 4,795.00                         |                           |   |                                 | 6,395.00                                      |                                 |                                   |                                    |                                      |                        | 2,040.00                                 |
|  | Total available 2022/23             | 8,426.93                         |                           |   |                                 | 11,237.58                                     | 19,664.51                       |                                   |                                    |                                      |                        | 3,587.14                                 |
|  | Expended claimed<br>Funds remaining | 165.34<br>3,587.14               |                           |   |                                 | 0.00<br>19,499.17                             |                                 |                                   |                                    |                                      |                        | 0.00<br>3,587.14                         |
| Mark Banasiak                                  | Allocation for 2022/23              | 3,631.93                         |                           |   |                                 | 4,842.58                                      |                                 |                                   |                                    |                                      |                        | 1,934.84                                 |
|  | C/Forward from 2021/22              | 4,795.00                         |                           |   |                                 | 6,395.00                                      |                                 |                                   |                                    |                                      |                        | 2,550.00                                 |
|  | Total available 2022/23             | 8,426.93                         |                           |   |                                 | 11,237.58                                     | 19,664.51                       |                                   |                                    |                                      |                        | 4,484.84                                 |
|  | Expended claimed<br>Funds remaining | 1,677.92<br>1,695.55             |                           |   | 823.72                          | 2,519.27                                      | 4,197.19<br>15,467.32           |                                   |                                    |                                      |                        | 0.00<br>4,484.84                         |
| Scott Barrett                                  | Allocation for 2022/23              | 3,631.93                         |                           |   |                                 | 12,110.10                                     |                                 |                                   |                                    |                                      |                        | 1,547.14                                 |
|  | C/Forward from 2021/22              | 41.69                            |                           |   |                                 | 55.56   |                                 |                                   |                                    |                                      |                        | 709.81                                   |
|  | Total available 2022/23             | 3,673.62                         |                           |   |                                 | 12,165.66                                     | 15,839.28                       |                                   |                                    |                                      |                        | 2,256.95                                 |
|  | Expended claimed<br>Funds remaining | 2,811.36<br>12,272.56            |                           | 15.19                                     | 740.17                          | 13,027.92                                     | 15,839.28<br>0.00               |                                   |                                    | 13,272.59                            |                        | 0.00<br>2,256.95                         |
| Robert Borsak                                  | Allocation for 2022/23              | 3,631.93                         |                           |   |                                 | 4,842.58                                      |                                 |                                   |                                    |                                      |                        | 1,934.84                                 |
|  | C/Forward from 2021/22              | 4,795.00                         |                           |   |                                 | 5,245.13                                      |                                 |                                   |                                    |                                      |                        | 2,550.00                                 |
|  | Total available 2022/23             | 8,426.93                         |                           |   |                                 | 10,087.71                                     | 18,514.64                       |                                   |                                    |                                      |                        | 4,484.84                                 |
|  | Expended claimed<br>Funds remaining | 3,141.85<br>5,278.07             |                           |   | 1,658.62                        | 6,936.69                                      | 10,078.54<br>8,436.10           |                                   |                                    |                                      |                        | 0.00<br>4,484.84                         |
| Abigail Boyd                                   | Allocation for 2022/23              | 3,631.93                         |                           |   |                                 | 4,842.58                                      |                                 |                                   |                                    |                                      |                        | 1,934.84                                 |
|  | C/Forward from 2021/22              | 4,795.00                         |                           |   |                                 | 6,395.00                                      |                                 |                                   |                                    |                                      |                        | 1,592.51                                 |
|  | Total available 2022/23             | 8,426.93                         |                           |   |                                 | 11,237.58                                     | 19,664.51                       |                                   |                                    |                                      |                        | 3,527.35                                 |
|  | Expended claimed<br>Funds remaining | 825.22<br>11,480.29              |                           |   | 4,527.24                        | 16,007.53                                     | 16,832.75<br>2,831.76           |                                   |                                    | 5,562.36                             |                        | 500.00<br>3,027.35                       |
| Mark Buttigieg                                 | Allocation for 2022/23              | 3,631.93                         |                           |   |                                 | 4,842.58                                      |                                 |                                   |                                    |                                      |                        | 1,934.84                                 |
|  | C/Forward from 2021/22              | 2,440.43                         |                           |   |                                 | 6,395.00                                      |                                 |                                   |                                    |                                      |                        | 2,550.00                                 |
|  | Total available 2022/23             | 6,072.36                         |                           |   |                                 | 11,237.58                                     | 17,309.94                       | 544.79                            |                                    |                                      |                        | 4,484.84                                 |
|  | Expended claimed<br>Funds remaining | 16,602.23<br>16,602.23           |                           |   |                                 | 0.00<br>544.79                                | 16,602.23<br>707.71             |                                   |                                    |                                      |                        | 0.00<br>4,484.84                         |
| Catherine<br>Cusack                            | Allocation for 2022/23              | 3,631.93                         |                           |   |                                 | 12,110.10                                     |                                 |                                   |                                    |                                      |                        | 1,547.14                                 |
|  | C/Forward from 2021/22              | 4,795.00                         |                           |   |                                 | 5,353.89                                      |                                 |                                   |                                    |                                      |                        | 2,040.00                                 |
|  | Total available 2022/23             | 8,426.93                         |                           |   |                                 | 17,463.99                                     | 25,890.92                       |                                   |                                    |                                      |                        | 3,587.14                                 |
|  | Expended claimed<br>Funds remaining | 11.00<br>522.65                  |                           | 3,581.20                                  |                                 | 4,103.85                                      | 4,114.85<br>21,776.07           |                                   |                                    | 1,642.75                             |                        | 0.00<br>3,587.14                         |

| Member            | Description                         | Communi-<br>cations<br>Allowance | Members'<br>GTA<br>Travel | Spouse/appr<br>ved Relative<br>GTA Travel | Member's<br>Staff<br>GTA Travel | General<br>Travel<br>Allowance<br>(GTA) Total | Combined<br>(CA & GTA)<br>Total | ROH<br>Communication<br>Allowance | ROH General<br>Travel<br>Allowance | Members'<br>Home to<br>Sydney Travel | Committee<br>Allowance | Skills<br>Development<br>Allowance (SDA) |
|-------------------|-------------------------------------|----------------------------------|---------------------------|---|---------------------------------|---|---------------------------------|-----------------------------------|------------------------------------|--------------------------------------|------------------------|--|
| Anthony<br>D'Adam | Allocation for 2022/23              | 3,631.93                         |                           |   |                                 | 4,842.58                                      |                                 |                                   |                                    |                                      |                        | 1,547.14                                 |
|                   | C/Forward from 2021/22              | 3,482.99                         |                           |   |                                 | 6,395.00                                      |                                 |                                   |                                    |                                      |                        | 2,040.00                                 |
|                   | Total available 2022/23             | 7,114.92                         |                           |   |                                 | 11,237.58                                     | 18,352.50                       |                                   |                                    |                                      |                        | 3,587.14                                 |
|                   | Expended claimed<br>Funds remaining | 11,850.41<br>2,222.65            | 2,222.65                  |   |                                 | 2,222.65<br>4,279.44                          | 14,073.06<br>4,279.44           |                                   |                                    |                                      |                        | 0.00<br>3,587.14                         |
| Greg Donnelly     | Allocation for 2022/23              | 3,631.93                         |                           |   |                                 | 4,842.58                                      |                                 |                                   |                                    |                                      |                        | 1,547.14                                 |
|                   | C/Forward from 2021/22              | 1,205.50                         |                           |   |                                 | 6,395.00                                      |                                 |                                   |                                    |                                      |                        | 2,040.00                                 |
|                   | Total available 2022/23             | 4,837.43                         |                           |   |                                 | 11,237.58                                     | 16,075.01                       |                                   |                                    |                                      |                        | 3,587.14                                 |
|                   | Expended claimed<br>Funds remaining | 10,182.48<br>2,777.44            | 2,777.44                  |   |                                 | 2,777.44<br>3,115.09                          | 12,959.92<br>3,115.09           |                                   |                                    |                                      |                        | 0.00<br>3,587.14                         |
| Cate<br>Faehrmann | Allocation for 2022/23              | 3,631.93                         |                           |   |                                 | 4,842.58                                      |                                 |                                   |                                    |                                      |                        | 1,934.84                                 |
|                   | C/Forward from 2021/22              | 4,795.00                         |                           |   |                                 | 6,395.00                                      |                                 |                                   |                                    |                                      |                        | 1,365.24                                 |
|                   | Total available 2022/23             | 8,426.93                         |                           |   | 5,038.29                        | 11,237.58                                     | 19,664.51                       |                                   |                                    |                                      |                        | 3,300.08                                 |
|                   | Expended claimed<br>Funds remaining | 6,225.14<br>8,182.50             | 8,182.50                  |   | 5,038.29                        | 13,220.79                                     | 19,445.93<br>218.58             |                                   |                                    |                                      |                        | 2,927.28<br>372.80                       |
| Wes Fang          | Allocation for 2022/23              | 3,631.93                         |                           |   |                                 | 12,110.10                                     |                                 |                                   |                                    |                                      |                        | 1,547.14                                 |
|                   | C/Forward from 2021/22              | 4,653.88                         |                           |   |                                 | 15,995.00                                     |                                 |                                   |                                    |                                      |                        | 2,040.00                                 |
|                   | Total available 2022/23             | 8,285.81                         |                           |   |                                 | 28,105.10                                     | 36,390.91                       |                                   |                                    | 24,111.85                            |                        | 3,587.14                                 |
|                   | Expended claimed<br>Funds remaining | 6,912.63<br>8,586.38             | 8,586.38                  |   | 1,888.90                        | 10,475.28                                     | 17,387.91<br>19,003.00          |                                   |                                    |                                      |                        | 0.00<br>3,587.14                         |
| Scott Farlow      | Allocation for 2022/23              | 3,631.93                         |                           |   |                                 | 4,842.58                                      |                                 |                                   |                                    |                                      |                        | 1,934.84                                 |
|                   | C/Forward from 2021/22              | 4,795.00                         |                           |   |                                 | 6,395.00                                      |                                 |                                   |                                    |                                      |                        | 2,230.03                                 |
|                   | Total available 2022/23             | 8,426.93                         |                           |   |                                 | 11,237.58                                     | 19,664.51                       | 544.79                            |                                    |                                      |                        | 4,164.87                                 |
|                   | Expended claimed<br>Funds remaining | 3,246.66<br>4,622.94             | 4,622.94                  |   | 362.41                          | 4,985.35                                      | 8,232.01<br>11,432.50           | 0.00<br>544.79                    |                                    |                                      |                        | 0.00<br>4,164.87                         |
| Sam Farraway      | Allocation for 2022/23              | 3,631.93                         |                           |   |                                 | 12,110.10                                     |                                 |                                   |                                    |                                      |                        | 1,547.14                                 |
|                   | C/Forward from 2021/22              | 3,425.90                         |                           |   |                                 | 4,707.97                                      |                                 |                                   |                                    |                                      |                        | 2,040.00                                 |
|                   | Total available 2022/23             | 7,057.83                         |                           |   |                                 | 16,818.07                                     | 23,875.90                       |                                   |                                    |                                      |                        | 3,587.14                                 |
|                   | Expended claimed<br>Funds remaining | 5,431.50<br>789.00               | 789.00                    |   | 3,837.14                        | 4,626.14                                      | 10,057.64<br>13,818.26          |                                   |                                    | 9,647.76                             |                        | 0.00<br>3,587.14                         |
| Justin Field      | Allocation for 2022/23              | 3,631.93                         |                           |   |                                 | 12,110.10                                     |                                 |                                   |                                    |                                      |                        | 1,934.84                                 |
|                   | C/Forward from 2021/22              | 4,795.00                         |                           |   |                                 | 15,995.00                                     |                                 |                                   |                                    |                                      |                        | 2,322.73                                 |
|                   | Total available 2022/23             | 8,426.93                         |                           |   |                                 | 28,105.10                                     | 36,532.03                       |                                   |                                    |                                      |                        | 4,257.57                                 |
|                   | Expended claimed<br>Funds remaining | 96.95<br>1,798.39                | 1,798.39                  |   | 4,740.07                        | 6,538.46                                      | 6,635.41<br>29,896.62           |                                   |                                    |                                      |                        | 337.00<br>3,920.57                       |

| Member              | Description                         | Communi-<br>cations<br>Allowance | Members'<br>GTA<br>Travel | Spouse/appr<br>ved Relative<br>GTA Travel | Member's<br>Staff<br>GTA Travel | General<br>Travel<br>Allowance<br>(GTA) Total | Combined<br>(CA & GTA)<br>Total | ROH<br>Communication<br>Allowance | ROH General<br>Travel<br>Allowance | Members'<br>Home to<br>Sydney Travel | Committee<br>Allowance | Skills<br>Development<br>Allowance (SDA) |
|---------------------|-------------------------------------|----------------------------------|---------------------------|---|---------------------------------|---|---------------------------------|-----------------------------------|------------------------------------|--------------------------------------|------------------------|--|
| Ben Franklin        | Allocation for 2022/23              | 3,631.93                         |                           |   |                                 | 20,747.30                                     |                                 |                                   |                                    |                                      |                        | 1,547.14                                 |
|                     | C/Forward from 2021/22              | 4,598.99                         |                           |   |                                 | 8,637.20                                      |                                 |                                   |                                    |                                      |                        | 1,812.73                                 |
|                     | Total available 2022/23             | 8,230.92                         |                           |   |                                 | 20,747.30                                     | 28,978.22                       |                                   |                                    | 14,592.19                            |                        | 3,359.87                                 |
|                     | Expended claimed<br>Funds remaining | 0.00<br>3,359.87                 | 6,689.36                  |   |                                 | 6,689.36<br>22,288.86                         |                                 |                                   |                                    |                                      |                        | 0.00<br>3,359.87                         |
| John Graham         | Allocation for 2022/23              | 3,631.93                         |                           |   |                                 | 4,842.58                                      |                                 |                                   |                                    |                                      |                        | 1,934.84                                 |
|                     | C/Forward from 2021/22              | 4,795.00                         |                           |   |                                 | 5,003.62                                      |                                 |                                   |                                    |                                      |                        | 2,550.00                                 |
|                     | Total available 2022/23             | 8,426.93                         |                           |   |                                 | 9,846.20                                      | 18,273.13                       | 544.79                            | 484.26                             |                                      |                        | 4,484.84                                 |
|                     | Expended claimed<br>Funds remaining | 5,956.25<br>2,470.68             | 10,502.12                 |   | 1,361.90                        | 11,864.02<br>452.86                           | 17,820.27                       | 0.00                              | 0.00                               |                                      |                        | 3,314.00<br>1,170.84                     |
| Sue Higginson       | Allocation for 2022/23              | 3,631.93                         |                           |   |                                 | 12,110.10                                     |                                 |                                   |                                    |                                      |                        | 1,934.84                                 |
|                     | C/Forward from 2021/22              | 616.14                           |                           |   |                                 | 1,635.45                                      |                                 |                                   |                                    |                                      |                        | 349.32                                   |
|                     | Total available 2022/23             | 4,248.07                         |                           |   |                                 | 13,745.55                                     | 17,993.62                       |                                   |                                    | 6,027.75                             |                        | 2,284.16                                 |
|                     | Expended claimed<br>Funds remaining | 128.23<br>4,119.84               | 13,972.82                 |   | 3,892.57                        | 17,865.39<br>0.00                             | 17,993.62                       |                                   |                                    |                                      |                        | 0.00<br>2,284.16                         |
| Courtney<br>Houssos | Allocation for 2022/23              | 3,631.93                         |                           |   |                                 | 4,842.58                                      |                                 |                                   |                                    |                                      |                        | 1,547.14                                 |
|                     | C/Forward from 2021/22              | 0.00                             |                           |   |                                 | 6,395.00                                      |                                 |                                   |                                    |                                      |                        | 2,040.00                                 |
|                     | Total available 2022/23             | 3,631.93                         |                           |   |                                 | 11,237.58                                     | 14,869.51                       |                                   |                                    |                                      |                        | 3,587.14                                 |
|                     | Expended claimed<br>Funds remaining | 6,966.27<br>3,334.66             | 172.04                    |   |                                 | 172.04<br>7,731.20                            | 7,138.31                        |                                   |                                    |                                      |                        | 0.00<br>0.00                             |
| Emma Hurst          | Allocation for 2022/23              | 3,631.93                         |                           |   |                                 | 4,842.58                                      |                                 |                                   |                                    |                                      |                        | 1,934.84                                 |
|                     | C/Forward from 2021/22              | 4,795.00                         |                           |   |                                 | 6,395.00                                      |                                 |                                   |                                    |                                      |                        | 2,322.73                                 |
|                     | Total available 2022/23             | 8,426.93                         |                           |   |                                 | 11,237.58                                     | 19,664.51                       |                                   |                                    |                                      |                        | 4,257.57                                 |
|                     | Expended claimed<br>Funds remaining | 563.43<br>7,863.50               | 4,069.63                  |   | 1,281.94                        | 5,351.57<br>13,749.51                         | 5,915.00                        |                                   |                                    |                                      | 440.00                 | 595.00<br>3,662.57                       |
| Rose Jackson        | Allocation for 2022/23              | 3,631.93                         |                           |   |                                 | 4,842.58                                      |                                 |                                   |                                    |                                      |                        | 1,547.14                                 |
|                     | C/Forward from 2021/22              | 4,795.00                         |                           |   |                                 | 6,395.00                                      |                                 |                                   |                                    |                                      |                        | 2,040.00                                 |
|                     | Total available 2022/23             | 8,426.93                         |                           |   |                                 | 11,237.58                                     | 19,664.51                       |                                   |                                    |                                      |                        | 3,587.14                                 |
|                     | Expended claimed<br>Funds remaining | 4,415.16<br>4,011.77             | 7,137.57                  |   | 1,510.90                        | 8,648.47<br>6,600.88                          | 13,063.63                       |                                   |                                    |                                      |                        | 0.00<br>3,587.14                         |
| Mark Latham         | Allocation for 2022/23              | 3,631.93                         |                           |   |                                 | 4,842.58                                      |                                 |                                   |                                    |                                      |                        | 1,934.84                                 |
|                     | C/Forward from 2021/22              | 4,795.00                         |                           |   |                                 | 3,797.53                                      |                                 |                                   |                                    |                                      |                        | 2,550.00                                 |
|                     | Total available 2022/23             | 8,426.93                         |                           |   |                                 | 8,640.11                                      | 17,067.04                       |                                   |                                    | 1,569.38                             |                        | 4,484.84                                 |
|                     | Expended claimed<br>Funds remaining | 1,090.54<br>7,336.39             | 2,279.51                  |   | 2,279.51                        | 2,279.51<br>13,696.99                         | 3,370.05                        |                                   |                                    |                                      |                        | 0.00<br>4,484.84                         |

| Member                    | Description                         | Communi-<br>cations<br>Allowance | Members'<br>GTA<br>Travel | Spouse/appr<br>ved Relative<br>GTA Travel | Member's<br>Staff<br>GTA Travel | General<br>Travel<br>Allowance<br>(GTA) Total | Combined<br>(CA & GTA)<br>Total | ROH<br>Communication<br>Allowance | ROH General<br>Travel<br>Allowance | Members'<br>Home to<br>Sydney Travel | Committee<br>Allowance | Skills<br>Development<br>Allowance (SDA) |
|---------------------------|-------------------------------------|----------------------------------|---------------------------|---|---------------------------------|---|---------------------------------|-----------------------------------|------------------------------------|--------------------------------------|------------------------|--|
| Aileen<br>MacDonald       | Allocation for 2022/23              | 3,074.22                         |                           |   |                                 | 10,250.49                                     |                                 |                                   |                                    |                                      |                        | 1,309.56                                 |
|                           | C/Forward from 2021/22              | n/a                              |                           |   |                                 | n/a   |                                 |                                   |                                    |                                      |                        | n/a                                      |
|                           | Total available 2022/23             | 3,074.22                         |                           |   |                                 | 10,250.49                                     |                                 |                                   |                                    |                                      |                        | 1,309.56                                 |
|                           | Expended claimed<br>Funds remaining | 2,773.37                         | 7,450.15                  | 148.00                                    |                                 | 7,598.15                                      | 13,324.71                       |                                   |                                    | 14,393.75                            |                        | 0.00                                     |
| Natasha<br>Maclaren-Jones | Allocation for 2022/23              | 3,631.93                         |                           |   |                                 | 12,110.10                                     |                                 |                                   |                                    |                                      |                        | 1,547.14                                 |
|                           | C/Forward from 2021/22              | 4,795.00                         |                           |   |                                 | 15,995.00                                     |                                 |                                   |                                    |                                      |                        | 1,812.73                                 |
|                           | Total available 2022/23             | 8,426.93                         |                           |   |                                 | 28,105.10                                     | 36,532.03                       |                                   |                                    |                                      |                        | 3,359.87                                 |
|                           | Expended claimed<br>Funds remaining | 4,146.92                         | 849.95                    |   |                                 | 849.95  | 4,996.87                        |                                   |                                    | 898.56                               |                        | 0.00                                     |
| Shayne Mallard            | Allocation for 2022/23              | 3,631.93                         |                           |   |                                 | 4,842.58                                      |                                 |                                   |                                    |                                      |                        | 1,547.14                                 |
|                           | C/Forward from 2021/22              | 4,795.00                         |                           |   |                                 | 6,395.00                                      |                                 |                                   |                                    |                                      |                        | 2,359.97                                 |
|                           | Total available 2022/23             | 8,426.93                         |                           |   |                                 | 11,237.58                                     | 19,664.51                       |                                   |                                    |                                      |                        | 3,907.11                                 |
|                           | Expended claimed<br>Funds remaining | 2,710.81                         |                           |   |                                 | 0.00  | 2,710.81                        |                                   |                                    |                                      |                        | 0.00                                     |
| Taylor Martin             | Allocation for 2022/23              | 3,631.93                         |                           |   |                                 | 4,842.58                                      |                                 |                                   |                                    |                                      |                        | 1,547.14                                 |
|                           | C/Forward from 2021/22              | 4,795.00                         |                           |   |                                 | 6,395.00                                      |                                 |                                   |                                    |                                      |                        | 1,812.73                                 |
|                           | Total available 2022/23             | 8,426.93                         |                           |   |                                 | 11,237.58                                     | 19,664.51                       |                                   |                                    |                                      |                        | 3,359.87                                 |
|                           | Expended claimed<br>Funds remaining | 87.47                            | 2,152.25                  |   |                                 | 2,152.25                                      | 2,239.72                        |                                   |                                    | 1,113.84                             |                        | 0.00                                     |
| Matthew<br>Mason-Cox      | Allocation for 2022/23              | 3,631.93                         |                           |   |                                 | 12,110.10                                     |                                 |                                   |                                    |                                      |                        | 1,547.14                                 |
|                           | C/Forward from 2021/22              | 4,795.00                         |                           |   |                                 | 15,995.00                                     |                                 |                                   |                                    |                                      |                        | 2,040.00                                 |
|                           | Total available 2022/23             | 8,426.93                         |                           |   |                                 | 28,105.10                                     | 36,532.03                       | 6,355.88                          | 3,633.03                           |                                      |                        | 3,587.14                                 |
|                           | Expended claimed<br>Funds remaining | 1,144.81                         | 7,760.98                  | 3,686.84                                  | 948.20                          | 12,396.02                                     | 13,540.83                       | 0.00                              | 0.00                               | 20,948.33                            |                        | 0.00                                     |
| Sarah Mitchell            | Allocation for 2022/23              | 3,631.93                         |                           |   |                                 | 12,110.10                                     |                                 |                                   |                                    |                                      |                        | 1,547.14                                 |
|                           | C/Forward from 2021/22              | 4,795.00                         |                           |   |                                 | 15,995.00                                     |                                 |                                   |                                    |                                      |                        | 2,040.00                                 |
|                           | Total available 2022/23             | 8,426.93                         |                           |   |                                 | 28,105.10                                     | 36,532.03                       | 1,211.01                          | 1,211.01                           |                                      |                        | 3,587.14                                 |
|                           | Expended claimed<br>Funds remaining | 3,294.96                         | 153.21                    | 7,292.39                                  |                                 | 7,445.60                                      | 10,740.56                       | 0.00                              | 0.00                               | 24,153.63                            |                        | 0.00                                     |
| Daniel<br>Mookhey         | Allocation for 2022/23              | 3,631.93                         |                           |   |                                 | 4,842.58                                      |                                 |                                   |                                    |                                      |                        | 1,547.14                                 |
|                           | C/Forward from 2021/22              | 4,795.00                         |                           |   |                                 | 6,395.00                                      |                                 |                                   |                                    |                                      |                        | 2,040.00                                 |
|                           | Total available 2022/23             | 8,426.93                         |                           |   |                                 | 11,237.58                                     | 19,664.51                       |                                   |                                    |                                      |                        | 3,587.14                                 |
|                           | Expended claimed<br>Funds remaining | 5,740.77                         | 1,028.27                  |   |                                 | 1,028.27                                      | 6,769.04                        |                                   |                                    |                                      |                        | 0.00                                     |
|                           |                                     |                                  |                           |   |                                 | 12,895.47                                     |                                 |                                   |                                    |                                      | 3,587.14               |  |

| Member                 | Description                         | Communi-<br>cations<br>Allowance | Members'<br>GTA<br>Travel | Spouse/appr<br>ved Relative<br>GTA Travel | Member's<br>Staff<br>GTA Travel | General<br>Travel<br>Allowance<br>(GTA) Total | Combined<br>(CA & GTA)<br>Total | ROH<br>Communication<br>Allowance | ROH General<br>Travel<br>Allowance | Members'<br>Home to<br>Sydney Travel | Committee<br>Allowance | Skills<br>Development<br>Allowance (SDA) |
|------------------------|-------------------------------------|----------------------------------|---------------------------|---|---------------------------------|---|---------------------------------|-----------------------------------|------------------------------------|--------------------------------------|------------------------|--|
| Tara Moriarty          | Allocation for 2022/23              | 3,631.93                         |                           |   |                                 | 12,110.10                                     |                                 |                                   |                                    |                                      |                        | 1,547.14                                 |
|                        | C/Forward from 2021/22              | 4,795.00                         |                           |   |                                 | 15,995.00                                     |                                 |                                   |                                    |                                      |                        | 2,040.00                                 |
|                        | Total available 2022/23             | 8,426.93                         |                           |   |                                 | 28,105.10                                     | 36,532.03                       |                                   |                                    | 8,712.84                             |                        | 3,587.14                                 |
|                        | Expended claimed<br>Funds remaining | 18,998.55                        | 6,055.80                  |   | 1,074.39                        | 7,130.19                                      | 26,128.74<br>10,403.29          |                                   |                                    |                                      |                        | 0.00<br>3,587.14                         |
| Shaoquett<br>Moselmane | Allocation for 2022/23              | 0.00                             |                           |   |                                 | 4,842.58                                      |                                 |                                   |                                    |                                      |                        | 1,547.14                                 |
|                        | C/Forward from 2021/22              | 3,631.93                         |                           |   |                                 | 6,395.00                                      |                                 |                                   |                                    |                                      |                        | 2,040.00                                 |
|                        | Total available 2022/23             | 3,631.93                         |                           |   |                                 | 11,237.58                                     | 14,869.51                       |                                   |                                    |                                      |                        | 3,587.14                                 |
|                        | Expended claimed<br>Funds remaining | 2,347.97                         | 1,370.00                  |   | 1,370.00                        | 2,740.00                                      | 5,087.97<br>9,781.54            |                                   |                                    |                                      |                        | 0.00<br>3,587.14                         |
| Fred Nile              | Allocation for 2022/23              | 3,631.93                         |                           |   |                                 | 4,842.58                                      |                                 |                                   |                                    |                                      |                        | 1,934.84                                 |
|                        | C/Forward from 2021/22              | 4,795.00                         |                           |   |                                 | 6,395.00                                      |                                 |                                   |                                    |                                      |                        | 2,322.73                                 |
|                        | Total available 2022/23             | 8,426.93                         |                           |   |                                 | 11,237.58                                     | 19,664.51                       |                                   |                                    |                                      |                        | 4,257.57                                 |
|                        | Expended claimed<br>Funds remaining | 772.73                           |                           |   | 789.32                          | 789.32  | 1,562.05<br>18,102.46           |                                   |                                    |                                      |                        | 0.00<br>4,257.57                         |
| Mark Pearson           | Allocation for 2022/23              | 3,631.93                         |                           |   |                                 | 4,842.58                                      |                                 |                                   |                                    |                                      |                        | 1,934.84                                 |
|                        | C/Forward from 2021/22              | 2,422.45                         |                           |   |                                 | 0.00  |                                 |                                   |                                    |                                      |                        | 2,322.73                                 |
|                        | Total available 2022/23             | 6,054.38                         |                           |   |                                 | 4,842.58                                      | 10,896.96                       |                                   |                                    |                                      |                        | 4,257.57                                 |
|                        | Expended claimed<br>Funds remaining | 150.26                           | 3,831.07                  | 1,374.27                                  |                                 | 5,205.34                                      | 5,355.60<br>5,541.36            |                                   |                                    |                                      |                        | 0.00<br>4,257.57                         |
| Peter Poulos           | Allocation for 2022/23              | 3,631.93                         |                           |   |                                 | 4,842.58                                      |                                 |                                   |                                    |                                      |                        | 1,547.14                                 |
|                        | C/Forward from 2021/22              | 3,354.83                         |                           |   |                                 | 6,395.00                                      |                                 |                                   |                                    |                                      |                        | 2,040.00                                 |
|                        | Total available 2022/23             | 6,986.76                         |                           |   |                                 | 11,237.58                                     | 18,224.34                       |                                   |                                    |                                      |                        | 3,587.14                                 |
|                        | Expended claimed<br>Funds remaining | 2,213.87                         |                           |   |                                 | 0.00  | 2,213.87<br>16,010.47           |                                   |                                    |                                      |                        | 0.00<br>3,587.14                         |
| Peter Primrose         | Allocation for 2022/23              | 3,631.93                         |                           |   |                                 | 4,842.58                                      |                                 |                                   |                                    |                                      |                        | 1,547.14                                 |
|                        | C/Forward from 2021/22              | 4,795.00                         |                           |   |                                 | 6,395.00                                      |                                 |                                   |                                    |                                      |                        | 2,040.00                                 |
|                        | Total available 2022/23             | 8,426.93                         |                           |   |                                 | 11,237.58                                     | 19,664.51                       |                                   |                                    |                                      |                        | 3,587.14                                 |
|                        | Expended claimed<br>Funds remaining | 6,121.35                         | 4,325.81                  |   | 2,221.56                        | 6,547.37                                      | 12,668.72<br>6,995.79           |                                   |                                    |                                      |                        | 0.00<br>3,587.14                         |
| Chris Rath             | Allocation for 2022/23              | 3,631.93                         |                           |   |                                 | 4,842.58                                      |                                 |                                   |                                    |                                      |                        | 1,547.14                                 |
|                        | C/Forward from 2021/22              | 1,300.56                         |                           |   |                                 | 1,734.53                                      |                                 |                                   |                                    |                                      |                        | 553.32                                   |
|                        | Total available 2022/23             | 4,932.49                         |                           |   |                                 | 6,577.11                                      | 11,509.60                       |                                   |                                    |                                      |                        | 2,100.46                                 |
|                        | Expended claimed<br>Funds remaining | 83.32                            |                           |   | 0.00                            | 0.00  | 83.32<br>11,426.28              |                                   |                                    |                                      |                        | 0.00<br>2,100.46                         |

| Member             | Description                         | Communi-<br>cations<br>Allowance | Members'<br>GTA<br>Travel | Spouse/appr<br>ved Relative<br>GTA Travel | Member's<br>Staff<br>GTA Travel | General<br>Travel<br>Allowance<br>(GTA) Total | Combined<br>(CA & GTA)<br>Total | ROH<br>Communication<br>Allowance | ROH General<br>Travel<br>Allowance | Members'<br>Home to<br>Sydney Travel | Committee<br>Allowance | Skills<br>Development<br>Allowance (SDA) |
|--------------------|-------------------------------------|----------------------------------|---------------------------|---|---------------------------------|---|---------------------------------|-----------------------------------|------------------------------------|--------------------------------------|------------------------|--|
| Rod Roberts        | Allocation for 2022/23              | 3,631.93                         |                           |   |                                 | 12,110.10                                     |                                 |                                   |                                    |                                      |                        | 1,934.84                                 |
|                    | C/Forward from 2021/22              | 4,795.00                         |                           |   |                                 | 15,995.00                                     |                                 |                                   |                                    |                                      |                        | 2,550.00                                 |
|                    | Total available 2022/23             | 8,426.93                         |                           |   |                                 | 28,105.10                                     |                                 |                                   |                                    |                                      |                        | 4,484.84                                 |
|                    | Expended claimed<br>Funds remaining | 362.94                           | 6,787.61                  |   |                                 | 6,787.61                                      | 36,532.03                       |                                   |                                    | 6,726.72                             |                        | 0.00                                     |
| Adam Searle        | Allocation for 2022/23              | 3,631.93                         |                           |   |                                 | 4,842.58                                      |                                 |                                   |                                    |                                      |                        | 1,547.14                                 |
|                    | C/Forward from 2021/22              | 4,795.00                         |                           |   |                                 | 6,395.00                                      |                                 |                                   |                                    |                                      |                        | 2,040.00                                 |
|                    | Total available 2022/23             | 8,426.93                         |                           |   |                                 | 11,237.58                                     |                                 |                                   |                                    |                                      |                        | 3,587.14                                 |
|                    | Expended claimed<br>Funds remaining | 7,721.36                         | 1,095.88                  |   |                                 | 1,095.88                                      | 19,664.51                       |                                   |                                    |                                      |                        | 0.00                                     |
| Walter Secord      | Allocation for 2022/23              | 3,631.93                         |                           |   |                                 | 4,842.58                                      |                                 |                                   |                                    |                                      |                        | 1,547.14                                 |
|                    | C/Forward from 2021/22              | 3,611.59                         |                           |   |                                 | 6,395.00                                      |                                 |                                   |                                    |                                      |                        | 2,040.00                                 |
|                    | Total available 2022/23             | 7,243.52                         |                           |   |                                 | 11,237.58                                     |                                 |                                   |                                    |                                      |                        | 3,587.14                                 |
|                    | Expended claimed<br>Funds remaining | 5,733.22                         | 7,517.87                  | 2,907.16                                  |                                 | 10,425.03                                     | 16,158.25                       |                                   |                                    |                                      | 2,150.00               | 0.00                                     |
| Penny Sharpe       | Allocation for 2022/23              | 3,631.93                         |                           |   |                                 | 4,842.58                                      |                                 |                                   |                                    |                                      |                        | 1,934.84                                 |
|                    | C/Forward from 2021/22              | 4,795.00                         |                           |   |                                 | 6,395.00                                      |                                 |                                   |                                    |                                      |                        | 2,550.00                                 |
|                    | Total available 2022/23             | 8,426.93                         |                           |   |                                 | 11,237.58                                     |                                 | 6,355.88                          |                                    |                                      |                        | 4,484.84                                 |
|                    | Expended claimed<br>Funds remaining | 8,094.32                         | 5,931.46                  |   | 2,610.28                        | 8,541.74                                      | 16,636.06                       | 0.00                              |                                    |                                      |                        | 1,500.00                                 |
| Bronnie Taylor     | Allocation for 2022/23              | 3,631.93                         |                           |   |                                 | 12,110.10                                     |                                 |                                   |                                    |                                      |                        | 1,547.14                                 |
|                    | C/Forward from 2021/22              | 4,795.00                         |                           |   |                                 | 15,995.00                                     |                                 |                                   |                                    |                                      |                        | 2,040.00                                 |
|                    | Total available 2022/23             | 8,426.93                         |                           |   |                                 | 28,105.10                                     |                                 |                                   |                                    |                                      |                        | 3,587.14                                 |
|                    | Expended claimed<br>Funds remaining | 2,635.03                         | 7,610.45                  |   |                                 | 7,610.45                                      | 10,245.48                       |                                   |                                    | 18,680.69                            |                        | 0.00                                     |
| Damien<br>Tudehope | Allocation for 2022/23              | 3,631.93                         |                           |   |                                 | 4,842.58                                      |                                 |                                   |                                    |                                      |                        | 1,547.14                                 |
|                    | C/Forward from 2021/22              | 4,795.00                         |                           |   |                                 | 6,395.00                                      |                                 |                                   |                                    |                                      |                        | 2,040.00                                 |
|                    | Total available 2022/23             | 8,426.93                         |                           |   |                                 | 11,237.58                                     |                                 |                                   | 726.39                             |                                      |                        | 3,587.14                                 |
|                    | Expended claimed<br>Funds remaining | 4,158.75                         |                           |   |                                 | 0.00  | 4,158.75                        |                                   | 0.00                               |                                      |                        | 0.00                                     |
| Mick Veitch        | Allocation for 2022/23              | 3,631.93                         |                           |   |                                 | 12,110.10                                     |                                 |                                   |                                    |                                      |                        | 1,547.14                                 |
|                    | C/Forward from 2021/22              | 4,795.00                         |                           |   |                                 | 15,995.00                                     |                                 |                                   |                                    |                                      |                        | 2,040.00                                 |
|                    | Total available 2022/23             | 8,426.93                         |                           |   |                                 | 28,105.10                                     |                                 |                                   |                                    |                                      |                        | 3,587.14                                 |
|                    | Expended claimed<br>Funds remaining | 7,084.28                         | 15,639.50                 |   |                                 | 15,639.50                                     | 36,532.03                       |                                   |                                    | 2,631.20                             |                        | 0.00                                     |
|                    |                                     |                                  |                           |   |                                 | 22,723.78                                     |                                 |                                   |                                    |                                      | 3,587.14               |  |
|                    |                                     |                                  |                           |   |                                 | 13,808.25                                     |                                 |                                   |                                    |                                      | 3,587.14               |  |



| Member       | Description                         | Communi-<br>cations<br>Allowance | Members'<br>GTA<br>Travel | Spouse/appr<br>ved Relative<br>GTA Travel | Member's<br>Staff<br>GTA Travel | General<br>Travel<br>Allowance<br>(GTA) Total | Combined<br>(CA & GTA)<br>Total | ROH<br>Communication<br>Allowance | ROH General<br>Travel<br>Allowance | Members'<br>Home to<br>Sydney Travel | Committee<br>Allowance | Skills<br>Development<br>Allowance (SDA) |
|--------------|-------------------------------------|----------------------------------|---------------------------|---|---------------------------------|---|---------------------------------|-----------------------------------|------------------------------------|--------------------------------------|------------------------|--|
| Natalie Ward | Allocation for 2022/23              | 3,631.93                         |                           |   |                                 | 4,842.58                                      |                                 |                                   |                                    |                                      |                        | 1,547.14                                 |
|              | C/Forward from 2021/22              | 0.00                             |                           |   |                                 | 6,395.00                                      |                                 |                                   |                                    |                                      |                        | 2,040.00                                 |
|              | Total available 2022/23             | 3,631.93                         |                           |   |                                 | 11,237.58                                     | 14,869.51                       |                                   |                                    |                                      |                        | 3,587.14                                 |
|              | Expended claimed<br>Funds remaining | 1,894.77                         |                           |   |                                 | 0.00  | 1,894.77<br>12,974.74           |                                   |                                    |                                      |                        | 1,600.00<br>1,987.14                     |
| LC Total     | Allocation for 2022/23              | 151,983.35                       |                           |   |                                 | 324,021.33                                    |                                 |                                   |                                    |                                      |                        | 72,104.94                                |
|              | C/Forward from 2021/22              |                                  |                           |   |                                 |   |                                 |                                   |                                    |                                      |                        |  |
|              | Total available 2022/23             | 316,235.23                       |                           |   |                                 | 642,595.01                                    | 958,830.24                      | 14,346.13                         | 6,054.69                           |                                      |                        | 156,684.25                               |
|              | Expended claimed<br>Funds remaining | 176,572.40                       | 184,611.73                | 19,005.05                                 | 40,677.62                       | 244,294.40<br>398,300.61                      | 420,866.80<br>537,963.44        | 0.00<br>14,346.13                 | 0.00<br>6,054.69                   | 174,686.19                           | 2,590.00               | 10,773.28<br>145,910.97                  |

## 58TH PARLIAMENT – 25 March 2023 to 30 June 2023

| Member               | Description                         | Communi-<br>cations<br>Allowance | Members'<br>GTA<br>Travel | Spouse/appr<br>oved Relative<br>GTA Travel | Member's<br>Staff<br>GTA Travel | General<br>Travel<br>Allowance<br>(GTA) Total | Combined<br>(CA & GTA)<br>Total | ROH<br>Communication<br>Allowance | ROH General<br>Travel<br>Allowance | Members'<br>Home to<br>Sydney Travel | Committee<br>Allowance | Skills<br>Development<br>Allowance (SDA) |
|----------------------|-------------------------------------|----------------------------------|---------------------------|--|---------------------------------|---|---------------------------------|-----------------------------------|------------------------------------|--------------------------------------|------------------------|--|
| Mark Banasiak        | Allocation for 2022/23              | 1,333.07                         |                           |  |                                 | 1,777.42                                      |                                 |                                   |                                    |                                      |                        | 71016                                    |
|                      | C/Forward from 2021/22              | n/a                              |                           |  |                                 | n/a   |                                 |                                   |                                    |                                      |                        | n/a                                      |
|                      | Total available 2022/23             | 1,333.07                         |                           |  |                                 | 1,777.42                                      | 3,110.49                        |                                   |                                    |                                      |                        | 71016                                    |
|                      | Expended claimed<br>Funds remaining | 993.38<br>470.10                 | 470.10                    |  |                                 | 470.10  | 1,463.48<br>1,647.01            |                                   |                                    |                                      |                        | 0.00<br>71016                            |
| Robert Borsak        | Allocation for 2022/23              | 1,333.07                         |                           |  |                                 | 1,777.42                                      |                                 |                                   |                                    |                                      |                        | 71016                                    |
|                      | C/Forward from 2021/22              | n/a                              |                           |  |                                 | n/a   |                                 |                                   |                                    |                                      |                        | n/a                                      |
|                      | Total available 2022/23             | 1,333.07                         |                           |  |                                 | 1,777.42                                      | 3,110.49                        |                                   |                                    |                                      |                        | 71016                                    |
|                      | Expended claimed<br>Funds remaining | 129.72<br>2,980.77               |                           |  |                                 | 0.00  | 129.72<br>2,980.77              |                                   |                                    |                                      |                        | 0.00<br>71016                            |
| Abigail Boyd         | Allocation for 2022/23              | 1,333.07                         |                           |  |                                 | 1,777.42                                      |                                 |                                   |                                    |                                      |                        | 71016                                    |
|                      | C/Forward from 2021/22              | n/a                              |                           |  |                                 | n/a   |                                 |                                   |                                    |                                      |                        | n/a                                      |
|                      | Total available 2022/23             | 1,333.07                         |                           |  |                                 | 1,777.42                                      | 3,110.49                        |                                   |                                    | 1,999.92                             |                        | 71016                                    |
|                      | Expended claimed<br>Funds remaining | 188.89<br>90.51                  | 2,831.09                  |  |                                 | 2,831.09                                      | 3,019.98<br>90.51               |                                   |                                    |                                      |                        | 425.56<br>284.60                         |
| Jeremy<br>Buckingham | Allocation for 2022/23              | 1,333.07                         |                           |  |                                 | 4,444.90                                      |                                 |                                   |                                    |                                      |                        | 71016                                    |
|                      | C/Forward from 2021/22              | n/a                              |                           |  |                                 | n/a   |                                 |                                   |                                    |                                      |                        | n/a                                      |
|                      | Total available 2022/23             | 1,333.07                         |                           |  |                                 | 4,444.90                                      | 5,777.97                        |                                   |                                    | 3,692.92                             |                        | 71016                                    |
|                      | Expended claimed<br>Funds remaining | 315.80<br>6.18                   | 2,356.08                  | 3,099.91                                   |                                 | 5,455.99                                      | 5,771.79<br>6.18                |                                   |                                    |                                      |                        | 0.00<br>71016                            |
| Mark Buttigieg       | Allocation for 2022/23              | 1,333.07                         |                           |  |                                 | 1,777.42                                      |                                 |                                   |                                    |                                      |                        | 624.49                                   |
|                      | C/Forward from 2021/22              | n/a                              |                           |  |                                 | n/a   |                                 |                                   |                                    |                                      |                        | n/a                                      |
|                      | Total available 2022/23             | 1,333.07                         |                           |  |                                 | 1,777.42                                      | 3,110.49                        | 79.58                             |                                    |                                      |                        | 624.49                                   |
|                      | Expended claimed<br>Funds remaining | 0.09<br>79.58                    |                           |  |                                 | 0.00  | 0.09<br>3,110.40                | 0.00<br>79.58                     |                                    |                                      |                        | 0.00<br>624.49                           |
| Susan Carter         | Allocation for 2022/23              | 1,333.07                         |                           |  |                                 | 1,777.42                                      |                                 |                                   |                                    |                                      |                        | 567.86                                   |
|                      | C/Forward from 2021/22              | n/a                              |                           |  |                                 | n/a   |                                 |                                   |                                    |                                      |                        | n/a                                      |
|                      | Total available 2022/23             | 1,333.07                         |                           |  |                                 | 1,777.42                                      | 3,110.49                        |                                   |                                    |                                      |                        | 567.86                                   |
|                      | Expended claimed<br>Funds remaining | 848.70<br>2,261.79               |                           |  |                                 | 0.00  | 848.70<br>2,261.79              |                                   |                                    |                                      |                        | 0.00<br>567.86                           |
| Amanda Cohn          | Allocation for 2022/23              | 1,333.07                         |                           |  |                                 | 4,444.90                                      |                                 |                                   |                                    |                                      |                        | 71016                                    |
|                      | C/Forward from 2021/22              | n/a                              |                           |  |                                 | n/a   |                                 |                                   |                                    |                                      |                        | n/a                                      |
|                      | Total available 2022/23             | 1,333.07                         |                           |  |                                 | 4,444.90                                      | 5,777.97                        |                                   |                                    | 6,860.11                             |                        | 71016                                    |
|                      | Expended claimed<br>Funds remaining | 99.42<br>4,997.63                | 532.25                    | 28.28                                      | 120.39                          | 680.92  | 780.34<br>4,997.63              |                                   |                                    |                                      |                        | 425.56<br>284.60                         |

| Member            | Description                         | Communi-<br>cations<br>Allowance | Members'<br>GTA<br>Travel | Spouse/appr<br>ved Relative<br>GTA Travel | Member's<br>Staff<br>GTA Travel | General<br>Travel<br>Allowance<br>(GTA) Total | Combined<br>(CA & GTA)<br>Total | ROH<br>Communication<br>Allowance | ROH General<br>Travel<br>Allowance | Members'<br>Home to<br>Sydney Travel | Committee<br>Allowance | Skills<br>Development<br>Allowance (SDA) |
|-------------------|-------------------------------------|----------------------------------|---------------------------|---|---------------------------------|---|---------------------------------|-----------------------------------|------------------------------------|--------------------------------------|------------------------|--|
| Anthony<br>D'Adam | Allocation for 2022/23              | 1,333.07                         |                           |   |                                 | 1,777.42                                      |                                 |                                   |                                    |                                      |                        | 567.86                                   |
|                   | C/Forward from 2021/22              | n/a                              |                           |   |                                 | n/a   |                                 |                                   |                                    |                                      |                        | n/a                                      |
|                   | Total available 2022/23             | 1,333.07                         |                           |   |                                 | 1,777.42                                      | 3,110.49                        |                                   |                                    |                                      |                        | 567.86                                   |
|                   | Expended claimed<br>Funds remaining | 135.00<br>1,480.34               | 1,480.34                  |   |                                 | 1,480.34                                      | 1,615.34<br>1,495.15            |                                   |                                    |                                      |                        | 0.00<br>567.86                           |
| Greg Donnelly     | Allocation for 2022/23              | 1,333.07                         |                           |   |                                 | 1,777.42                                      |                                 |                                   |                                    |                                      |                        | 567.86                                   |
|                   | C/Forward from 2021/22              | n/a                              |                           |   |                                 | n/a   |                                 |                                   |                                    |                                      |                        | n/a                                      |
|                   | Total available 2022/23             | 1,333.07                         |                           |   |                                 | 1,777.42                                      | 3,110.49                        |                                   |                                    |                                      |                        | 567.86                                   |
|                   | Expended claimed<br>Funds remaining | 500.54<br>929.49                 | 929.49                    |   |                                 | 929.49  | 1,430.03<br>1,680.46            |                                   |                                    |                                      |                        | 0.00<br>567.86                           |
| Cate<br>Faehrmann | Allocation for 2022/23              | 1,333.07                         |                           |   |                                 | 1,777.42                                      |                                 |                                   |                                    |                                      |                        | 710.16                                   |
|                   | C/Forward from 2021/22              | n/a                              |                           |   |                                 | n/a   |                                 |                                   |                                    |                                      |                        | n/a                                      |
|                   | Total available 2022/23             | 1,333.07                         |                           |   | 595.26                          | 1,777.42                                      | 3,110.49                        |                                   |                                    |                                      |                        | 710.16                                   |
|                   | Expended claimed<br>Funds remaining | 2.25<br>1,406.91                 | 1,406.91                  |   | 595.26                          | 2,002.17                                      | 2,004.42<br>1,106.07            |                                   |                                    |                                      |                        | 425.56<br>284.60                         |
| Wes Fang          | Allocation for 2022/23              | 1,333.07                         |                           |   |                                 | 4,444.90                                      |                                 |                                   |                                    |                                      |                        | 567.86                                   |
|                   | C/Forward from 2021/22              | n/a                              |                           |   |                                 | n/a   |                                 |                                   |                                    |                                      |                        | n/a                                      |
|                   | Total available 2022/23             | 1,333.07                         |                           |   | 59.80                           | 4,444.90                                      | 5,777.97                        |                                   |                                    | 9,183.39                             |                        | 567.86                                   |
|                   | Expended claimed<br>Funds remaining | 65.71<br>3,188.89                | 3,188.89                  |   | 59.80                           | 3,248.69                                      | 3,314.40<br>2,463.57            |                                   |                                    |                                      |                        | 0.00<br>567.86                           |
| Scott Farlow      | Allocation for 2022/23              | 707.34                           |                           |   |                                 | 943.12  |                                 |                                   |                                    |                                      |                        | 301.32                                   |
|                   | C/Forward from 2021/22              | n/a                              |                           |   |                                 | n/a   |                                 |                                   |                                    |                                      |                        | n/a                                      |
|                   | Total available 2022/23             | 707.34                           |                           |   |                                 | 943.12  | 1,650.46                        |                                   |                                    |                                      |                        | 301.32                                   |
|                   | Expended claimed<br>Funds remaining | 432.72<br>101.40                 | 101.40                    |   |                                 | 101.40  | 534.12<br>1,116.34              |                                   |                                    |                                      |                        | 0.00<br>301.32                           |
| Sam Farraway      | Allocation for 2022/23              | 1,333.07                         |                           |   |                                 | 4,444.90                                      |                                 |                                   |                                    |                                      |                        | 567.86                                   |
|                   | C/Forward from 2021/22              | n/a                              |                           |   |                                 | n/a   |                                 |                                   |                                    |                                      |                        | n/a                                      |
|                   | Total available 2022/23             | 1,333.07                         |                           |   | 1,416.02                        | 4,444.90                                      | 5,777.97                        |                                   |                                    | 2,853.28                             |                        | 567.86                                   |
|                   | Expended claimed<br>Funds remaining | 1,039.12<br>2,453.75             | 2,453.75                  |   | 1,416.02                        | 3,869.77                                      | 4,908.89<br>869.08              |                                   |                                    |                                      |                        | 0.00<br>567.86                           |
| Ben Franklin      | Allocation for 2022/23              | 1,333.07                         |                           |   |                                 | 4,444.90                                      |                                 |                                   |                                    |                                      |                        | 567.86                                   |
|                   | C/Forward from 2021/22              | n/a                              |                           |   |                                 | n/a   |                                 |                                   |                                    |                                      |                        | n/a                                      |
|                   | Total available 2022/23             | 1,333.07                         |                           |   |                                 | 4,444.90                                      | 5,777.97                        | 1,261.66                          | 721.16                             | 7,590.66                             |                        | 567.86                                   |
|                   | Expended claimed<br>Funds remaining | 0.00<br>2,832.46                 | 2,832.46                  |   |                                 | 2,832.46                                      | 2,832.46<br>2,945.51            | 0.00<br>1,261.66                  | 0.00<br>721.16                     |                                      |                        | 0.00<br>567.86                           |

| Member              | Description                         | Communi-<br>cations<br>Allowance | Members'<br>GTA<br>Travel | Spouse/appr<br>ved Relative<br>GTA Travel | Member's<br>Staff<br>GTA Travel | General<br>Travel<br>Allowance<br>(GTA) Total | Combined<br>(CA & GTA)<br>Total | ROH<br>Communication<br>Allowance | ROH General<br>Travel<br>Allowance | Members'<br>Home to<br>Sydney Travel | Committee<br>Allowance | Skills<br>Development<br>Allowance (SDA) |
|---------------------|-------------------------------------|----------------------------------|---------------------------|---|---------------------------------|---|---------------------------------|-----------------------------------|------------------------------------|--------------------------------------|------------------------|--|
| John Graham         | Allocation for 2022/23              | 1,333.07                         |                           |   |                                 | 1,777.42                                      |                                 |                                   |                                    |                                      |                        | 567.86                                   |
|                     | C/Forward from 2021/22              | n/a                              |                           |   |                                 | n/a   |                                 |                                   |                                    |                                      |                        | n/a                                      |
|                     | Total available 2022/23             | 1,333.07                         |                           |   |                                 | 1,777.42                                      | 3,110.49                        | 612                               | 1777.4                             |                                      |                        | 567.86                                   |
|                     | Expended claimed<br>Funds remaining | 0.00<br>0.00                     |                           |   |                                 | 0.00  | 0.00<br>3,110.49                | 0.00<br>612                       | 0.00<br>1777.4                     |                                      |                        | 0.00<br>567.86                           |
| Sue Higginson       | Allocation for 2022/23              | 1,333.07                         |                           |   |                                 | 4,444.90                                      |                                 |                                   |                                    |                                      |                        | 710.16                                   |
|                     | C/Forward from 2021/22              | n/a                              |                           |   |                                 | n/a   |                                 |                                   |                                    |                                      |                        | n/a                                      |
|                     | Total available 2022/23             | 1,333.07                         |                           |   |                                 | 4,444.90                                      | 5,777.97                        |                                   |                                    | 5,182.25                             |                        | 710.16                                   |
|                     | Expended claimed<br>Funds remaining | 88.97<br>0.00                    |                           |   |                                 | 0.00  | 88.97<br>5,689.00               |                                   |                                    |                                      |                        | 425.56<br>284.60                         |
| Courtney<br>Houssos | Allocation for 2022/23              | 1,333.07                         |                           |   |                                 | 1,777.42                                      |                                 |                                   |                                    |                                      |                        | 567.86                                   |
|                     | C/Forward from 2021/22              | n/a                              |                           |   |                                 | n/a   |                                 |                                   |                                    |                                      |                        | n/a                                      |
|                     | Total available 2022/23             | 1,333.07                         |                           |   |                                 | 1,777.42                                      | 3,110.49                        |                                   |                                    |                                      |                        | 567.86                                   |
|                     | Expended claimed<br>Funds remaining | 0.00<br>0.00                     |                           |   |                                 | 0.00  | 0.00<br>3,110.49                |                                   |                                    |                                      |                        | 0.00<br>567.86                           |
| Emma Hurst          | Allocation for 2022/23              | 1,333.07                         |                           |   |                                 | 1,777.42                                      |                                 |                                   |                                    |                                      |                        | 710.16                                   |
|                     | C/Forward from 2021/22              | n/a                              |                           |   |                                 | n/a   |                                 |                                   |                                    |                                      |                        | n/a                                      |
|                     | Total available 2022/23             | 1,333.07                         |                           |   |                                 | 1,777.42                                      | 3,110.49                        |                                   |                                    |                                      |                        | 710.16                                   |
|                     | Expended claimed<br>Funds remaining | 118<br>0.00                      |                           |   | 144.92                          | 144.92  | 146.10<br>2,964.39              |                                   |                                    |                                      |                        | 0.00<br>710.16                           |
| Rose Jackson        | Allocation for 2022/23              | 1,333.07                         |                           |   |                                 | 1,777.42                                      |                                 |                                   |                                    |                                      |                        | 567.86                                   |
|                     | C/Forward from 2021/22              | n/a                              |                           |   |                                 | n/a   |                                 |                                   |                                    |                                      |                        | n/a                                      |
|                     | Total available 2022/23             | 1,333.07                         |                           |   |                                 | 1,777.42                                      | 3,110.49                        |                                   |                                    |                                      |                        | 567.86                                   |
|                     | Expended claimed<br>Funds remaining | 0.00<br>0.00                     |                           |   |                                 | 0.00  | 0.00<br>3,110.49                |                                   |                                    |                                      |                        | 0.00<br>567.86                           |
| Sarah Kaine         | Allocation for 2022/23              | 1,333.07                         |                           |   |                                 | 1,777.42                                      |                                 |                                   |                                    |                                      |                        | 567.86                                   |
|                     | C/Forward from 2021/22              | n/a                              |                           |   |                                 | n/a   |                                 |                                   |                                    |                                      |                        | n/a                                      |
|                     | Total available 2022/23             | 1,333.07                         |                           |   |                                 | 1,777.42                                      | 3,110.49                        |                                   |                                    |                                      |                        | 567.86                                   |
|                     | Expended claimed<br>Funds remaining | 221.44<br>101.84                 |                           |   | 12.99                           | 114.83  | 336.27<br>2,774.22              |                                   |                                    |                                      |                        | 0.00<br>567.86                           |
| Mark Latham         | Allocation for 2022/23              | 1,333.07                         |                           |   |                                 | 1,777.42                                      |                                 |                                   |                                    |                                      |                        | 710.16                                   |
|                     | C/Forward from 2021/22              | n/a                              |                           |   |                                 | n/a   |                                 |                                   |                                    |                                      |                        | n/a                                      |
|                     | Total available 2022/23             | 1,333.07                         |                           |   |                                 | 1,777.42                                      | 3,110.49                        |                                   |                                    | 620.09                               |                        | 710.16                                   |
|                     | Expended claimed<br>Funds remaining | 1,240.77<br>144.71               |                           |   | 144.71                          | 144.71  | 1,385.48<br>1,725.01            |                                   |                                    |                                      |                        | 0.00<br>710.16                           |

| Member                    | Description                         | Communi-<br>cations<br>Allowance | Members'<br>GTA<br>Travel | Spouse/appr<br>ved Relative<br>GTA Travel | Member's<br>Staff<br>GTA Travel | General<br>Travel<br>Allowance<br>(GTA) Total | Combined<br>(CA & GTA)<br>Total | ROH<br>Communication<br>Allowance | ROH General<br>Travel<br>Allowance | Members'<br>Home to<br>Sydney Travel | Committee<br>Allowance | Skills<br>Development<br>Allowance (SDA) |
|---------------------------|-------------------------------------|----------------------------------|---------------------------|---|---------------------------------|---|---------------------------------|-----------------------------------|------------------------------------|--------------------------------------|------------------------|--|
| Stephen<br>Lawrence       | Allocation for 2022/23              | 1,333.07                         |                           |   |                                 | 4,444.90                                      |                                 |                                   |                                    |                                      |                        | 567.86                                   |
|                           | C/Forward from 2021/22              | n/a                              |                           |   |                                 | n/a   |                                 |                                   |                                    |                                      |                        | n/a                                      |
|                           | Total available 2022/23             | 1,333.07                         |                           |   |                                 | 4,444.90                                      | 5,777.97                        |                                   |                                    |                                      |                        | 567.86                                   |
|                           | Expended claimed<br>Funds remaining | 759.90                           | 1,709.72                  | 839.60                                    | 796.36                          | 3,345.68                                      | 4,105.58<br>1,672.39            |                                   |                                    | 5,802.40                             |                        | 0.00<br>567.86                           |
| Aileen<br>MacDonald       | Allocation for 2022/23              | 1,333.07                         |                           |   |                                 | 4,444.90                                      |                                 |                                   |                                    |                                      |                        | 567.86                                   |
|                           | C/Forward from 2021/22              | n/a                              |                           |   |                                 | n/a   |                                 |                                   |                                    |                                      |                        | n/a                                      |
|                           | Total available 2022/23             | 1,333.07                         |                           |   |                                 | 4,444.90                                      | 5,777.97                        |                                   |                                    |                                      |                        | 567.86                                   |
|                           | Expended claimed<br>Funds remaining | 983.26                           | 3,411.58                  | 943.81                                    |                                 | 4,355.39                                      | 5,338.65<br>439.32              |                                   |                                    | 3,720.00                             |                        | 0.00<br>567.86                           |
| Natasha<br>Maclaren-Jones | Allocation for 2022/23              | 1,333.07                         |                           |   |                                 | 4,444.90                                      |                                 |                                   |                                    |                                      |                        | 567.86                                   |
|                           | C/Forward from 2021/22              | n/a                              |                           |   |                                 | n/a   |                                 |                                   |                                    |                                      |                        | n/a                                      |
|                           | Total available 2022/23             | 1,333.07                         |                           |   |                                 | 4,444.90                                      | 5,777.97                        |                                   |                                    |                                      |                        | 567.86                                   |
|                           | Expended claimed<br>Funds remaining | 982.72                           | 2,495.94                  |   |                                 | 2,495.94                                      | 3,478.66<br>2,299.31            |                                   |                                    | 1,909.44                             |                        | 0.00<br>567.86                           |
| Taylor Martin             | Allocation for 2022/23              | 1,333.07                         |                           |   |                                 | 1,777.42                                      |                                 |                                   |                                    |                                      |                        | 567.86                                   |
|                           | C/Forward from 2021/22              | n/a                              |                           |   |                                 | n/a   |                                 |                                   |                                    |                                      |                        | n/a                                      |
|                           | Total available 2022/23             | 1,333.07                         |                           |   |                                 | 1,777.42                                      | 3,110.49                        |                                   |                                    |                                      |                        | 567.86                                   |
|                           | Expended claimed<br>Funds remaining | 0.00                             | 206.70                    |   |                                 | 206.70  | 206.70<br>2,903.79              |                                   |                                    | 458.64                               |                        | 0.00<br>567.86                           |
| Rachel Merton             | Allocation for 2022/23              | 1,333.07                         |                           |   |                                 | 1,777.42                                      |                                 |                                   |                                    |                                      |                        | 567.86                                   |
|                           | C/Forward from 2021/22              | n/a                              |                           |   |                                 | n/a   |                                 |                                   |                                    |                                      |                        | n/a                                      |
|                           | Total available 2022/23             | 1,333.07                         |                           |   |                                 | 1,777.42                                      | 3,110.49                        |                                   |                                    |                                      |                        | 567.86                                   |
|                           | Expended claimed<br>Funds remaining | 33.30                            | 2,446.67                  | 273.62                                    |                                 | 2,720.29                                      | 2,753.59<br>356.90              |                                   |                                    |                                      |                        | 0.00<br>567.86                           |
| Tania Mihailuk            | Allocation for 2022/23              | 707.34                           |                           |   |                                 | 943.12  |                                 |                                   |                                    |                                      |                        | 376.82                                   |
|                           | C/Forward from 2021/22              | n/a                              |                           |   |                                 | n/a   |                                 |                                   |                                    |                                      |                        | n/a                                      |
|                           | Total available 2022/23             | 707.34                           |                           |   |                                 | 943.12  | 1,650.46                        |                                   |                                    |                                      |                        | 376.82                                   |
|                           | Expended claimed<br>Funds remaining | 5.19                             | 419.64                    |   |                                 | 419.64  | 424.83<br>1,225.63              |                                   |                                    |                                      |                        | 0.00<br>376.82                           |
| Sarah Mitchell            | Allocation for 2022/23              | 1,333.07                         |                           |   |                                 | 4,444.90                                      |                                 |                                   |                                    |                                      |                        | 694.19                                   |
|                           | C/Forward from 2021/22              | n/a                              |                           |   |                                 | n/a   |                                 |                                   |                                    |                                      |                        | n/a                                      |
|                           | Total available 2022/23             | 1,333.07                         |                           |   |                                 | 4,444.90                                      | 5,777.97                        | 177.52                            | 394.60                             |                                      |                        | 694.19                                   |
|                           | Expended claimed<br>Funds remaining | 489.41                           | 993.02                    |   |                                 | 993.02  | 1,482.43<br>4,295.54            | 0.00<br>177.52                    | 0.00<br>394.60                     | 6,782.86                             |                        | 0.00<br>694.19                           |

| Member            | Description                         | Communi-<br>cations<br>Allowance | Members'<br>GTA<br>Travel | Spouse/appr<br>ved Relative<br>GTA Travel | Member's<br>Staff<br>GTA Travel | General<br>Travel<br>Allowance<br>(GTA) Total | Combined<br>(CA & GTA)<br>Total | ROH<br>Communication<br>Allowance | ROH General<br>Travel<br>Allowance | Members'<br>Home to<br>Sydney Travel | Committee<br>Allowance | Skills<br>Development<br>Allowance (SDA) |
|-------------------|-------------------------------------|----------------------------------|---------------------------|---|---------------------------------|---|---------------------------------|-----------------------------------|------------------------------------|--------------------------------------|------------------------|--|
| Daniel<br>Mookhey | Allocation for 2022/23              | 1,333.07                         |                           |   |                                 | 1,777.42                                      |                                 |                                   |                                    |                                      |                        | 567.86                                   |
|                   | C/Forward from 2021/22              | n/a                              |                           |   |                                 | n/a   |                                 |                                   |                                    |                                      |                        | n/a                                      |
|                   | Total available 2022/23             | 1,333.07                         |                           |   |                                 | 1,777.42                                      | 3,110.49                        |                                   |                                    |                                      |                        | 567.86                                   |
|                   | Expended claimed<br>Funds remaining | 0.00<br>0.00                     |                           |   |                                 | 0.00<br>3,110.49                              | 0.00<br>3,110.49                |                                   |                                    |                                      |                        | 0.00<br>567.86                           |
| Tara Moriarty     | Allocation for 2022/23              | 1,333.07                         |                           |   |                                 | 4,444.90                                      |                                 |                                   |                                    |                                      |                        | 567.86                                   |
|                   | C/Forward from 2021/22              | n/a                              |                           |   |                                 | n/a   |                                 |                                   |                                    |                                      |                        | n/a                                      |
|                   | Total available 2022/23             | 1,333.07                         |                           |   |                                 | 4,444.90                                      | 5,777.97                        |                                   |                                    | 5,062.19                             |                        | 567.86                                   |
|                   | Expended claimed<br>Funds remaining | 0.00<br>305.83                   | 305.83                    |   |                                 | 305.83<br>5,472.14                            | 305.83<br>5,472.14              |                                   |                                    |                                      |                        | 0.00<br>567.86                           |
| Jacqui Munro      | Allocation for 2022/23              | 1,333.07                         |                           |   |                                 | 1,777.42                                      |                                 |                                   |                                    |                                      |                        | 567.86                                   |
|                   | C/Forward from 2021/22              | n/a                              |                           |   |                                 | n/a   |                                 |                                   |                                    |                                      |                        | n/a                                      |
|                   | Total available 2022/23             | 1,333.07                         |                           |   |                                 | 1,777.42                                      | 3,110.49                        |                                   |                                    |                                      |                        | 567.86                                   |
|                   | Expended claimed<br>Funds remaining | 1,765.25<br>23.97                | 739.42                    |   |                                 | 739.42<br>545.20                              | 2,504.67<br>605.82              |                                   |                                    |                                      |                        | 0.00<br>567.86                           |
| Cameron<br>Murphy | Allocation for 2022/23              | 1,333.07                         |                           |   |                                 | 4,444.90                                      |                                 |                                   |                                    |                                      |                        | 567.86                                   |
|                   | C/Forward from 2021/22              | n/a                              |                           |   |                                 | n/a   |                                 |                                   |                                    |                                      |                        | n/a                                      |
|                   | Total available 2022/23             | 1,333.07                         |                           |   |                                 | 4,444.90                                      | 5,777.97                        |                                   |                                    | 4,981.03                             |                        | 567.86                                   |
|                   | Expended claimed<br>Funds remaining | 23.97<br>1,333.07                | 545.20                    |   |                                 | 545.20<br>1,777.42                            | 569.17<br>5,208.80              |                                   |                                    |                                      |                        | 0.00<br>567.86                           |
| Bob Nanva         | Allocation for 2022/23              | 1,333.07                         |                           |   |                                 | 1,777.42                                      |                                 |                                   |                                    |                                      |                        | 653.53                                   |
|                   | C/Forward from 2021/22              | n/a                              |                           |   |                                 | n/a   |                                 |                                   |                                    |                                      |                        | n/a                                      |
|                   | Total available 2022/23             | 1,333.07                         |                           |   |                                 | 1,777.42                                      | 3,110.49                        | 120.38                            |                                    |                                      |                        | 653.53                                   |
|                   | Expended claimed<br>Funds remaining | 62.92<br>1,333.07                |                           |   |                                 | 0.00<br>673.45                                | 62.92<br>1,687.04               | 0.00<br>120.38                    |                                    |                                      |                        | 0.00<br>567.86                           |
| Peter Primrose    | Allocation for 2022/23              | 1,333.07                         |                           |   |                                 | 1,777.42                                      |                                 |                                   |                                    |                                      |                        | 567.86                                   |
|                   | C/Forward from 2021/22              | n/a                              |                           |   |                                 | n/a   |                                 |                                   |                                    |                                      |                        | n/a                                      |
|                   | Total available 2022/23             | 1,333.07                         |                           |   |                                 | 1,777.42                                      | 3,110.49                        |                                   |                                    |                                      |                        | 567.86                                   |
|                   | Expended claimed<br>Funds remaining | 750.00<br>1,333.07               | 673.45                    |   |                                 | 673.45<br>1,423.45                            | 1,423.45<br>1,687.04            |                                   |                                    |                                      |                        | 0.00<br>567.86                           |
| Chris Rath        | Allocation for 2022/23              | 1,333.07                         |                           |   |                                 | 1,777.42                                      |                                 |                                   |                                    |                                      |                        | 670.95                                   |
|                   | C/Forward from 2021/22              | n/a                              |                           |   |                                 | n/a   |                                 |                                   |                                    |                                      |                        | n/a                                      |
|                   | Total available 2022/23             | 1,333.07                         |                           |   |                                 | 1,777.42                                      | 3,110.49                        | 144.87                            |                                    |                                      |                        | 670.95                                   |
|                   | Expended claimed<br>Funds remaining | 2,475.03<br>1,333.07             |                           |   |                                 | 0.00<br>1,448.70                              | 2,475.03<br>635.46              | 0.00<br>144.87                    |                                    |                                      |                        | 0.00<br>670.95                           |

| Member             | Description                         | Communi-<br>cations<br>Allowance | Members'<br>GTA<br>Travel | Spouse/appr<br>ved Relative<br>GTA Travel | Member's<br>Staff<br>GTA Travel | General<br>Travel<br>Allowance<br>(GTA) Total | Combined<br>(CA & GTA)<br>Total  | ROH<br>Communication<br>Allowance | ROH General<br>Travel<br>Allowance | Members'<br>Home to<br>Sydney Travel | Committee<br>Allowance | Skills<br>Development<br>Allowance (SDA) |
|--------------------|-------------------------------------|----------------------------------|---------------------------|---|---------------------------------|---|----------------------------------|-----------------------------------|------------------------------------|--------------------------------------|------------------------|--|
| Rod Roberts        | Allocation for 2022/23              | 1,333.07                         |                           |   |                                 | 4,444.90                                      |                                  |                                   |                                    |                                      |                        | 710.16                                   |
|                    | C/Forward from 2021/22              | n/a                              |                           |   |                                 | n/a   |                                  |                                   |                                    |                                      |                        | n/a                                      |
|                    | Total available 2022/23             | 1,333.07                         |                           |   |                                 | 4,444.90                                      |                                  |                                   |                                    |                                      |                        | 710.16                                   |
|                    | Expended claimed<br>Funds remaining | 1,571.35<br>710.16               |                           |   |                                 | 0.00<br>4,206.62                              | 5,777.97<br>1,571.35<br>4,206.62 |                                   |                                    | 1,987.44                             |                        | 0.00<br>710.16                           |
| John Ruddick       | Allocation for 2022/23              | 1,333.07                         |                           |   |                                 | 1,777.42                                      |                                  |                                   |                                    |                                      |                        | 710.16                                   |
|                    | C/Forward from 2021/22              | n/a                              |                           |   |                                 | n/a   |                                  |                                   |                                    |                                      |                        | n/a                                      |
|                    | Total available 2022/23             | 1,333.07                         |                           |   |                                 | 1,777.42                                      |                                  |                                   |                                    |                                      |                        | 710.16                                   |
|                    | Expended claimed<br>Funds remaining | 9.25<br>710.16                   |                           |   |                                 | 0.00<br>3,101.24                              | 3,110.49<br>9.25<br>3,101.24     |                                   |                                    |                                      |                        | 0.00<br>710.16                           |
| Penny Sharpe       | Allocation for 2022/23              | 1,333.07                         |                           |   |                                 | 1,777.42                                      |                                  |                                   |                                    |                                      |                        | 567.86                                   |
|                    | C/Forward from 2021/22              | n/a                              |                           |   |                                 | n/a   |                                  |                                   |                                    |                                      |                        | n/a                                      |
|                    | Total available 2022/23             | 1,333.07                         |                           |   |                                 | 1,777.42                                      |                                  | 71.41                             | 258.45                             |                                      |                        | 567.86                                   |
|                    | Expended claimed<br>Funds remaining | 0.00<br>567.86                   |                           |   | 1,232.83                        | 1,232.83<br>1,877.66                          | 1,232.83<br>1,877.66             | 0.00<br>71.41                     | 0.00<br>258.45                     |                                      |                        | 0.00<br>567.86                           |
| Emily Suvaal       | Allocation for 2022/23              | 1,333.07                         |                           |   |                                 | 4,444.90                                      |                                  |                                   |                                    |                                      |                        | 567.86                                   |
|                    | C/Forward from 2021/22              | n/a                              |                           |   |                                 | n/a   |                                  |                                   |                                    |                                      |                        | n/a                                      |
|                    | Total available 2022/23             | 1,333.07                         |                           |   |                                 | 4,444.90                                      |                                  |                                   |                                    |                                      |                        | 567.86                                   |
|                    | Expended claimed<br>Funds remaining | 551.41<br>567.86                 |                           | 120.00                                    |                                 | 1,214.66                                      | 5,777.97<br>1,766.07<br>4,011.90 |                                   |                                    | 2,536.56                             |                        | 0.00<br>567.86                           |
| Bronnie Taylor     | Allocation for 2022/23              | 1,333.07                         |                           |   |                                 | 4,444.90                                      |                                  |                                   |                                    |                                      |                        | 567.86                                   |
|                    | C/Forward from 2021/22              | n/a                              |                           |   |                                 | n/a   |                                  |                                   |                                    |                                      |                        | n/a                                      |
|                    | Total available 2022/23             | 1,333.07                         |                           |   |                                 | 4,444.90                                      |                                  |                                   |                                    |                                      |                        | 567.86                                   |
|                    | Expended claimed<br>Funds remaining | 927.54<br>567.86                 |                           |   |                                 | 3,612.67                                      | 5,777.97<br>4,540.21<br>1,237.76 |                                   |                                    | 6,523.80                             |                        | 0.00<br>567.86                           |
| Damien<br>Tudehope | Allocation for 2022/23              | 1,333.07                         |                           |   |                                 | 1,777.42                                      |                                  |                                   |                                    |                                      |                        | 670.96                                   |
|                    | C/Forward from 2021/22              | n/a                              |                           |   |                                 | n/a   |                                  |                                   |                                    |                                      |                        | n/a                                      |
|                    | Total available 2022/23             | 1,333.07                         |                           |   |                                 | 1,777.42                                      |                                  | 1,690.14                          | 73.45                              |                                      |                        | 670.96                                   |
|                    | Expended claimed<br>Funds remaining | 2,779.63<br>670.96               |                           |   |                                 | 155.83  | 3,110.49<br>2,935.46<br>175.03   | 0.00<br>1,690.14                  | 0.00<br>73.45                      |                                      |                        | 0.00<br>670.96                           |
| Natalie Ward       | Allocation for 2022/23              | 1,333.07                         |                           |   |                                 | 1,777.42                                      |                                  |                                   |                                    |                                      |                        | 567.86                                   |
|                    | C/Forward from 2021/22              | n/a                              |                           |   |                                 | n/a   |                                  |                                   |                                    |                                      |                        | n/a                                      |
|                    | Total available 2022/23             | 1,333.07                         |                           |   |                                 | 1,777.42                                      |                                  |                                   |                                    |                                      |                        | 567.86                                   |
|                    | Expended claimed<br>Funds remaining | 1,683.15<br>567.86               |                           |   |                                 | 324.81  | 3,110.49<br>2,007.96<br>1,102.53 |                                   | 128.77<br>0.00<br>128.77           |                                      |                        | 0.00<br>567.86                           |

| Member   | Description             | Communi-<br>cations<br>Allowance | Members'<br>GTA<br>Travel | Spouse/appr<br>ved Relative<br>GTA Travel | Member's<br>Staff<br>GTA Travel | General<br>Travel<br>Allowance<br>(GTA) Total | Combined<br>(CA & GTA)<br>Total | ROH<br>Communication<br>Allowance | ROH General<br>Travel<br>Allowance | Members'<br>Home to<br>Sydney Travel | Committee<br>Allowance | Skills<br>Development<br>Allowance (SDA) |
|----------|-------------------------|----------------------------------|---------------------------|---|---------------------------------|---|---------------------------------|-----------------------------------|------------------------------------|--------------------------------------|------------------------|--|
| LC Total | Allocation for 2022/23  | 54,737.48                        |                           |   |                                 | 112,995.24                                    |                                 |                                   |                                    |                                      |                        |  |
|          | C/Forward from 2021/22  | 54,737.48                        |                           |   |                                 | 112,995.24                                    | 167,732.72                      | 3,551.68                          | 1,754.17                           |                                      |                        | 25,432.66                                |
|          | Total available 2022/23 | 22,156.98                        | 37,964.45                 | 5,305.22                                  | 4,378.57                        | 47,648.24                                     | 69,805.22                       | 0.00                              | 0.00                               | 77,746.98                            |                        | 1,702.24                                 |
|          | Expended claimed        | 32,580.50                        |                           |   |                                 | 65,347.00                                     | 97,927.50                       | 3,551.68                          | 1,754.17                           |                                      |                        | 23,730.42                                |
|          | Funds remaining         |                                  |                           |   |                                 |   |                                 |                                   |                                    |                                      |                        |  |



## 2021/22 SYDNEY ALLOWANCE FOR MEMBERS OF THE LEGISLATIVE COUNCIL

FOR THE PERIOD 1 JULY 2021 TO 30 JUNE 2022

| Member                 | Description            |           | Member            | Description               |              |
|------------------------|------------------------|-----------|-------------------|---------------------------|--------------|
| Lou Amato              | Allocation for 2021/22 | 44,940.00 | Taylor Martin     | Allocation for 2021/22    | 44,619.00    |
|                        | Expended claimed       | 17,334.00 |                   | Expended claimed          | 23,112.00    |
|                        | Funds Remaining        | 27,606.00 |                   | Funds Remaining           | 21,507.00    |
| Mark Banasiak          | Allocation for 2021/22 | 44,940.00 | Matthew Mason-Cox | Allocation for 2021/22    | 57,780.00    |
|                        | Expended claimed       | 17,013.00 |                   | Expended claimed          | 31,779.00    |
|                        | Funds Remaining        | 27,927.00 |                   | Funds Remaining           | 26,001.00    |
| Scott Barrett          | Allocation for 2021/22 | 15,408.00 | Sarah Mitchell    | Allocation for 2021/22    | 57,459.00    |
|                        | Expended claimed       | 11,556.00 |                   | Expended claimed          | 33,063.00    |
|                        | Funds Remaining        | 3,852.00  |                   | Funds Remaining           | 24,396.00    |
| Abigail Boyd           | Allocation for 2021/22 | 44,940.00 | Tara Moriarty     | Allocation for 2021/22    | 44,940.00    |
|                        | Expended claimed       | 24,717.00 |                   | Expended claimed          | 44,940.00    |
|                        | Funds Remaining        | 20,223.00 |                   | Funds Remaining           | 0.00         |
| Catherine Cusack       | Allocation for 2021/22 | 44,940.00 | Mark Pearson      | Allocation for 2021/22    | 43,335.00    |
|                        | Expended claimed       | 35,232.00 |                   | Expended claimed          | 43,335.00    |
|                        | Funds Remaining        | 9,708.00  |                   | Funds Remaining           | 0.00         |
| Wes Fang               | Allocation for 2021/22 | 44,940.00 | Rod Roberts       | Allocation for 2021/22    | 44,940.00    |
|                        | Expended claimed       | 44,298.00 |                   | Expended claimed          | 34,026.00    |
|                        | Funds Remaining        | 642.00    |                   | Funds Remaining           | 10,914.00    |
| Sam Farraway           | Allocation for 2021/22 | 51,681.00 | Adam Searle       | Allocation for 2021/22    | 33,705.00    |
|                        | Expended claimed       | 42,372.00 |                   | Expended claimed          | 31,779.00    |
|                        | Funds Remaining        | 9,309.00  |                   | Funds Remaining           | 1,926.00     |
| Justin Field           | Allocation for 2021/22 | 43,335.00 | Bronnie Taylor    | Allocation for 2021/22    | 57,459.00    |
|                        | Expended claimed       | 15,087.00 |                   | Expended claimed          | 32,100.98    |
|                        | Funds Remaining        | 28,248.00 |                   | Funds Remaining           | 25,358.02    |
| Ben Franklin           | Allocation for 2021/22 | 51,681.00 | Mick Veitch       | Allocation for 2021/22    | 44,940.00    |
|                        | Expended claimed       | 51,681.00 |                   | Expended claimed          | 27,285.00    |
|                        | Funds Remaining        | 0.00      |                   | Funds Remaining           | 17,655.00    |
| Don Harwin             | Allocation for 2021/22 | 49,755.00 | Totals            | Allocation for 2021/22    | 1,058,736.00 |
|                        | Expended claimed       | 25,680.00 |                   | Expended claimed – daily  | 410,238.00   |
|                        | Funds Remaining        | 24,075.00 |                   | Expended claimed – annual | 296,604.98   |
| Sue Higginson          | Allocation for 2021/22 | 6,498.00  |                   |                           |              |
|                        | Expended claimed       | 6,498.00  |                   |                           |              |
|                        | Funds Remaining        | 0.00      |                   |                           |              |
| Trevor Khan            | Allocation for 2021/22 | 44,940.00 |                   |                           |              |
|                        | Expended claimed       | 19,260.00 |                   |                           |              |
|                        | Funds Remaining        | 25,680.00 |                   |                           |              |
| Mark Latham            | Allocation for 2021/22 | 44,940.00 |                   |                           |              |
|                        | Expended claimed       | 642.00    |                   |                           |              |
|                        | Funds Remaining        | 44,298.00 |                   |                           |              |
| Natasha Maclaren-Jones | Allocation for 2021/22 | 51,681.00 |                   |                           |              |
|                        | Expended claimed       | 49,113.00 |                   |                           |              |
|                        | Funds Remaining        | 2,568.00  |                   |                           |              |
| Shayne Mallard         | Allocation for 2021/22 | 44,940.00 |                   |                           |              |
|                        | Expended claimed       | 44,940.00 |                   |                           |              |
|                        | Funds Remaining        | 0.00      |                   |                           |              |

# APPENDIX 4

## COMMITTEE TRAVEL EXPENSES IN 2022/23

The total cost of committee travel in the 12 months to 30 June 2023 was \$58,838.40.\*

### Portfolio Committee No. 3 – Education

#### *Inquiry into teacher shortages and education outcomes in NSW*

##### 1 February 2023

|                            |          |            |
|----------------------------|----------|------------|
| Hearing at Camden NSW 2750 | Bus      | \$1,510.00 |
|                            | Catering | \$408.63   |
|                            | Cabs     | \$269.96   |
|                            | Venue    | \$980.00   |

##### 2 February 2023

|                             |          |            |
|-----------------------------|----------|------------|
| Hearing at Norwest NSW 2153 | Bus      | \$1,495.00 |
|                             | Catering | \$537.00   |
|                             | Venue    | \$3,015.96 |

**TOTAL:** **\$8,216.55**

### Portfolio Committee No. 4 – Customer Service and Natural Resources

#### *Inquiry into the commencement of the Fisheries Management Amendment Act 2009*

##### 28 July 2022

|  |                 |          |
|--|-----------------|----------|
| Site visit to Mystery Bay and meeting with representatives of the local Aboriginal fishing community | Charter flights | \$14,960 |
|  | Catering        | \$670.00 |
| Community roundtable at Narooma NSW 2546   | Bus             | \$800.00 |
|  | Cabs            | \$971.50 |
|  | Venue           | \$300.00 |
|  | Education       | \$250.00 |

**TOTAL:** **\$17,951.50**

### Standing Committee on Social Issues

#### *Inquiry into homelessness amongst older people aged over 55 in NSW*

##### 19 July 2022

|   |          |            |
|---|----------|------------|
| Site visit to housing units at Warwick Farm NSW 2170, operated by Women's Housing Company | Catering | \$745.00   |
|   | Bus      | \$1,550.00 |
| Hearing at Parramatta NSW 2150  | Cabs     | \$87.68    |
|   | Venue    | \$960.00   |

##### 21 July 2022

|   |          |            |
|---|----------|------------|
| Hearing and public roundtable at Wyong NSW 2259 | Catering | \$444.20   |
|   | Bus      | \$1,800.00 |
|   | Cabs     | \$105.84   |

**TOTAL:** **\$5,692.72**

### Select Committee on the status of water trading in New South Wales

#### *Inquiry into the status of water trading in NSW*

##### 16 August 2022

|   |                 |             |
|---|-----------------|-------------|
| Hearing and public forum in Griffith NSW 2680 | Charter flights | \$21,120.00 |
|   | Catering        | \$928.00    |
|   | Accommodation   | \$1,651.00  |
|   | Bus             | \$700.00    |
|   | Cabs            | \$2,126.13  |
|   | Venue           | \$452.50    |

**TOTAL:** **\$26,977.63**

\* This figure does not include costs associated with broadcasting and livestreaming hearings from regional locations.



# APPENDIX 5

## FULL STATISTICS FOR COMMITTEE INQUIRIES ACTIVE IN 2022/23

The total cost of committee travel in the 12 months to 30 June 2023 was \$58,838.40.\*

| Inquiry*   | Date Commenced | Sub-missions | Questionnaire Responses | Proformas | Hearings | Witnesses | Interim Report Tabled | Government Response (Interim) | Final Report Tabled | Government Response (Final) |
|--|----------------|--------------|-------------------------|-----------|----------|-----------|-----------------------|-------------------------------|---------------------|-----------------------------|
| <b>Portfolio Committee No. 1 – Premier and Finance</b>   |                |              |                         |           |          |           |                       |                               |                     |                             |
| Property Tax (First Home Buyer Choice) Bill 2022   | 18/10/2022     | 15           |                         |           | 1        | 21        |                       |                               | 4/11/2022           |                             |
| Budget Estimates 2022-2023   | 22/6/2022      |              |                         |           | 6        | 65        |                       |                               | 16/12/2022          |                             |
| Artificial intelligence (AI) in New South Wales  | 27/6/2023      |              |                         |           |          |           |                       |                               |                     |                             |
| <b>Portfolio Committee No. 2 – Health</b>  |                |              |                         |           |          |           |                       |                               |                     |                             |
| Health outcomes and access to health and hospital services in rural, regional and remote New South Wales           | 28/8/2020      |              |                         |           |          |           |                       |                               |                     | 1/9/2022                    |
| Use of primates and other animals in medical research in New South Wales   | 3/12/2021      |              |                         |           |          |           |                       |                               | 21/10/2022          | 23/1/2023                   |
| Impact of ambulance ramping and access block on the operation of hospital emergency departments in New South Wales | 26/7/2022      | 35           |                         |           | 2        | 32        |                       |                               | 8/12/2022           | 29/6/2023                   |
| COVID-19 classification of the Minister for Health   | 19/10/2022     | 5            |                         |           | 1        | 4         |                       |                               | 22/12/2022          |                             |
| Budget Estimates 2022-2023   | 22/6/2022      |              |                         |           | 3        | 30        |                       |                               | 16/12/2022          |                             |
| <b>Portfolio Committee No. 3 – Education</b>   |                |              |                         |           |          |           |                       |                               |                     |                             |
| Budget Estimates 2021-2022   | 23/6/2021      |              |                         |           |          |           |                       |                               |                     | 19/9/2022                   |
| Termination of the former Managing Director of TAFE NSW  | 30/3/2022      |              |                         |           |          |           |                       |                               |                     | 25/11/2022                  |
| Planning and delivery of school infrastructure in New South Wales  | 14/10/2021     | 28           |                         |           | 2        | 20        |                       |                               | 26/10/2022          | 21/12/2022                  |
| Teacher shortages in New South Wales   | 15/6/2022      | 176          | 11,299                  |           | 4        | 47        |                       |                               | 8/11/2022           | 8/2/2023                    |
| Budget Estimates 2022-2023   | 22/6/2022      |              |                         |           | 3        | 42        |                       |                               | 16/12/2022          |                             |
| Teacher shortages and education outcomes in New South Wales  | 9/1/2023       |              |                         |           | 2        | 13        |                       |                               | 24/2/2023           |                             |
| <b>Portfolio Committee No. 4 – Customer Service and Natural Resources</b>  |                |              |                         |           |          |           |                       |                               |                     |                             |
| 2021 Inquiry into the approved charitable organisations under the Prevention of Cruelty to Animals Act 1979        | 25/11/2021     |              |                         |           |          |           |                       |                               |                     | 12/9/2022                   |
| Long term sustainability and future of the timber and forest products industry                                     | 25/3/2021      |              |                         |           |          |           |                       |                               | 15/9/2022           | 15/12/2022                  |
| Commencement of the Fisheries Management Amendment Act 2009  | 25/11/2021     | 5            |                         |           | 2        | 30        |                       |                               | 7/11/2022           | 7/2/2023                    |
| Budget Estimates 2022-2023   | 22/6/2022      |              |                         |           | 5        | 54        |                       |                               | 16/12/2022          |                             |
| <b>Portfolio Committee No. 4 – Regional NSW</b>  |                |              |                         |           |          |           |                       |                               |                     |                             |
| Veterinary workforce shortage in New South Wales   | 9/6/2023       | 42           |                         |           |          |           |                       |                               |                     |                             |
| <b>Portfolio Committee No. 5 – Regional NSW and Stronger Communities</b>   |                |              |                         |           |          |           |                       |                               |                     |                             |
| Budget Estimates 2022-2023   | 22/6/2022      |              |                         |           | 6        | 42        |                       |                               | 16/12/2022          |                             |
| <b>Portfolio Committee No. 6 – Transport</b>   |                |              |                         |           |          |           |                       |                               |                     |                             |
| Road tolling regimes   | 31/3/2021      |              |                         |           |          |           |                       |                               | 1/8/2022            | 28/10/2022                  |
| Acquisition of land in relation to major transport projects  | 10/3/2021      |              |                         |           |          |           |                       |                               | 10/8/2022           | 10/11/2022                  |
| Privatisation of bus services  | 4/2/2022       |              |                         |           |          |           |                       |                               | 20/9/2022           | 15/12/2022                  |
| Budget Estimates 2022-2023   | 22/6/2022      |              |                         |           | 5        | 63        |                       |                               | 16/12/2022          |                             |

| Inquiry*  | Date Commenced | Sub-missions | Questionnaire Proformas Responses | Hearings | Witnesses | Interim Report Tabled | Government Response (Interim) | Final Report Tabled | Government Response (Final) |
|---|----------------|--------------|-----------------------------------|----------|-----------|-----------------------|-------------------------------|---------------------|-----------------------------|
| <b>Portfolio Committee No. 7 – Planning and Environment</b>   |                |              |                                   |          |           |                       |                               |                     |                             |
| Aboriginal Cultural Heritage (Culture is Identity) Bill 2022  | 9/8/2022       | 29           | 25                                | 2        | 34        |                       |                               | 8/11/2022           | 15/12/2022                  |
| Integrity of the NSW Biodiversity Offsets Scheme  | 24/6/2021      | 1            |                                   |          |           |                       |                               | 24/11/2022          | 14/2/2023                   |
| Budget Estimates 2022-2023  | 22/6/2022      |              |                                   | 3        | 40        |                       |                               | 16/12/2022          |                             |
| Allegations of impropriety against agents of the Hills Shire Council and property developers in the region                          | 8/12/2022      | 14           |                                   | 4        | 5         |                       |                               | 2/3/2023            | 26/6/2023                   |
| Environmental Planning and Assessment Amendment (Housing and Productivity Contributions) Bill 2023                                  | 30/5/2023      | 22           |                                   | 1        | 22        |                       |                               | 26/6/2023           |                             |
| <b>Portfolio Committee No. 8 – Customer Service</b>   |                |              |                                   |          |           |                       |                               |                     |                             |
| Pounds in New South Wales   | 29/6/2023      | 1            |                                   |          |           |                       |                               |                     |                             |
| <b>Public Accountability Committee</b>  |                |              |                                   |          |           |                       |                               |                     |                             |
| Further inquiry into the regulation of building standards   | 24/5/2021      |              |                                   |          |           |                       |                               |                     | 25/8/2022                   |
| Transport Asset Holding Entity  | 23/6/2021      |              |                                   |          |           |                       |                               |                     | 7/10/2022                   |
| Appointment of Mr John Barilaro as Senior Trade and Investment Commissioner to the Americas   | 23/6/2022      |              |                                   | 11       | 16        | 6/2/2023              |                               | 27/2/2023           | 29/6/2023                   |
| <b>Public Works Committee</b>   |                |              |                                   |          |           |                       |                               |                     |                             |
| Granting of contract number OoS17/18-021 by the Office of Sport   | 23/6/2021      |              |                                   |          |           |                       |                               | 28/9/2022           | 16/12/2022                  |
| Impact of the Western Harbour Tunnel and Beaches Link   | 24/3/2021      |              |                                   |          |           |                       |                               | 5/12/2022           | 28/6/2023                   |
| <b>Public Accountability and Works Committee</b>  |                |              |                                   |          |           |                       |                               |                     |                             |
| NSW Government's use and management of consulting services  | 31/5/2023      | 4            |                                   | 3        | 29        |                       |                               |                     |                             |
| <b>Regulation Committee</b>   |                |              |                                   |          |           |                       |                               |                     |                             |
| Options for reform of the management of delegated legislation in New South Wales  | 24/2/2022      |              |                                   |          |           |                       |                               | 21/9/2022           | 12/12/2022                  |
| <b>Select Committees</b>  |                |              |                                   |          |           |                       |                               |                     |                             |
| Select Committee on Barangaroo sight lines  | 10/8/2022      | 16           |                                   | 3        | 19        |                       |                               | 17/2/2023           | 29/6/2023                   |
| Select Committee on Puppy Farming in New South Wales  | 24/11/2021     |              | 6,088                             |          |           |                       |                               | 25/8/2022           | 28/11/2022                  |
| Select Committee on the conduct of elections in New South Wales   | 11/5/2022      | 21           |                                   |          |           |                       |                               | 28/10/2022          |                             |
| Select Committee on the coronial jurisdiction in New South Wales  | 6/5/2021       |              |                                   |          |           |                       |                               |                     | 31/10/2022                  |
| Select Committee on the Government's management of the Powerhouse Museum and other museums and cultural projects in New South Wales | 27/2/2020      |              |                                   |          |           |                       |                               | 30/9/2022           | 21/12/2022                  |
| Select Committee on the Greyhound Welfare and Integrity Commission  | 23/9/2020      | 3            | 794                               | 1        | 3         |                       |                               | 2/12/2022           | 24/2/2023                   |
| Select Committee on the impact of technological and other change on the future of work and workers in New South Wales               | 24/3/2020      |              |                                   |          |           |                       |                               | 8/11/2022           | 20/1/2023                   |
| Select Committee on the Response to Major Flooding across New South Wales in 2022   | 23/3/2022      | 9            | 119                               |          |           |                       |                               | 9/8/2022            | 9/11/2022                   |

| Inquiry*  | Date Commenced | Sub-missions | Questionnaire Proformas Responses | Hearings   | Witnesses  | Interim Report Tabled | Government Response (Interim) | Final Report Tabled | Government Response (Final) |           |
|---|----------------|--------------|-----------------------------------|------------|------------|-----------------------|-------------------------------|---------------------|-----------------------------|-----------|
| Select Committee on the status of water trading in New South Wales                          | 29/3/2022      | 24           |                                   | 3          | 27         |                       |                               | 20/12/2022          | 29/6/2023                   |           |
| Select Committee on Birth Trauma  | 21/6/2023      |              |                                   |            |            |                       |                               |                     |                             |           |
| <b>Standing Committee on Law and Justice</b>  |                |              |                                   |            |            |                       |                               |                     |                             |           |
| 2021 Review of the Dust Diseases scheme   | 1/9/2021       |              |                                   |            |            |                       |                               |                     | 12/9/2022                   |           |
| Road Transport Amendment (Medicinal Cannabis-Exemptions from Offences) Bill 2021            | 23/11/2021     |              | 40                                |            |            |                       |                               | 11/8/2022           |                             |           |
| 2022 Review of the Workers Compensation scheme  | 17/6/2022      | 39           | 79                                | 2          | 36         |                       |                               |                     |                             |           |
| 2022 Review of the Compulsory Third Party insurance scheme <sup>^</sup>                     | 15/8/2022      | 15           |                                   | 1          | 18         |                       |                               | 24/2/2023           | 23/6/2023                   |           |
| 2022 Review of the Lifetime Care and Support scheme   | 15/8/2022      | 6            |                                   | 1          | 18         |                       |                               | 24/2/2023           | 23/6/2023                   |           |
| <b>Standing Committee on Social Issues</b>  |                |              |                                   |            |            |                       |                               |                     |                             |           |
| Crimes Legislation Amendment (Coercive Control) Bill 2022                                   | 18/10/2022     | 7            |                                   | 1          | 19         |                       |                               | 4/11/2022           | 8/11/2022                   |           |
| Homelessness amongst older people aged over 55 in New South Wales                           | 23/3/2022      | 3            |                                   | 3          | 54         |                       |                               | 20/10/2022          | 30/1/2023                   |           |
| <b>Standing Committee on State Development</b>  |                |              |                                   |            |            |                       |                               |                     |                             |           |
| Allegations of impropriety against agents of the City of Canterbury Bankstown Council       | 29/11/2022     | 1            |                                   | 4          | 6          |                       |                               | 27/2/2023           | 27/6/2023                   |           |
| Animal welfare policy in New South Wales  | 25/11/2021     |              |                                   |            |            |                       |                               | 12/9/2022           |                             |           |
| Feasibility of undergrounding the transmission infrastructure for renewable energy projects | 22/6/2023      | 4            |                                   |            |            |                       |                               |                     |                             |           |
| Debt Retirement Fund  | 27/6/2023      |              |                                   |            |            |                       |                               |                     |                             |           |
| <b>TOTALS for 2022-2023 Financial Year</b>  | <b>19</b>      | <b>525</b>   | <b>18325</b>                      | <b>119</b> | <b>84*</b> | <b>791*</b>           | <b>1</b>                      | <b>1</b>            | <b>41</b>                   | <b>36</b> |

<sup>^</sup> The 2022 Review of the Compulsory Third Party insurance scheme and 2022 Review of the Lifetime Care and Support scheme had a combined single hearing. The 'Total' figures do not duplicate this hearing and witness count.

\* Please note this column reflects changes in some committee names between the 57th and 58th Parliaments – for example, in including both 'Portfolio Committee No. 4 - Regional NSW' and 'Portfolio Committee No. 5 – Regional NSW and Stronger Communities'.

## JOINT COMMITTEES IN 2022/23

Members of the Legislative Council also serve on joint standing, statutory and select committees, including the Modern Slavery Committee – which from 2023 is administered by the Legislative Council.

In 2022/23, joint committees administered by the Legislative Assembly included the Joint Standing Committee on Electoral Matters; the Committee on Children and Young People; the Committee on the Health Care Complaints Commission; the Committee on the Independent Commission Against Corruption; the Committee on the Ombudsman, the Law Enforcement Conduct Commission and the Crime Commission; the Legislation Review Committee; the Joint Standing Committee on Road Safety (Staysafe Committee); and the Joint Standing Committee on the Office of the Valuer-General.

# APPENDIX 6

## PARLIAMENTARY FRIENDSHIP GROUPS IN OPERATION DURING 2022/23

1. Armenia-Australia Parliamentary Friendship Group
2. Asia Pacific Friendship Group
3. Australasian Study of Parliament Group (NSW Chapter)
4. NSW Parliament Endometriosis Friendship Forum
5. NSW Parliamentary Friends of Argentina
6. NSW Parliamentary Friends of Ireland
7. NSW Parliamentary Friends of Lebanon
8. NSW Parliamentary Friends of Scouting
9. NSW Parliamentary Friends of St John Ambulance
10. Parliamentary Friends of the ABC
11. Parliamentary Friends of Active Transport
12. Parliamentary Friends of AFL
13. Parliamentary Friends of Animals
14. Parliamentary Friends of Aquatic Recreation
15. Parliamentary Friends of an Australian Head of State
16. Parliamentary Friends of Baseball and Softball
17. Parliamentary Friends of Basketball
18. Parliamentary Friends of Biosecurity
19. Parliamentary Friends of Brazil
20. Parliamentary Friends of Catholic Schools
21. Parliamentary Friends of Cooperatives and Mutuals
22. Parliamentary Friends of Cricket
23. Parliamentary Friends of CWA
24. Parliamentary Friends of Defence and Veterans
25. Parliamentary Friends of Dementia
26. Parliamentary Friends of Egypt
27. Parliamentary Friends of Emergency Services
28. Parliamentary Friends of Food and Drink
29. Parliamentary Friends of Forestry
30. Parliamentary Friends of Forests
31. Parliamentary Friends of France
32. Parliamentary Friends of Greyhound Racing
33. Parliamentary Friends of Hearing Health and Deafness
34. Parliamentary Friends of Heart Health
35. Parliamentary Friends of India
36. Parliamentary Friends of Israel
37. Parliamentary Friends of Italy
38. Parliamentary Friends of Landcare
39. Parliamentary Friends of Local Government
40. Parliamentary Friends of Macarthur Football Club
41. Parliamentary Friends of Mental Health
42. Parliamentary Friends of Mining
43. Parliamentary Friends of Music
44. Parliamentary Friends of Nature
45. Parliamentary Friends of Nuclear
46. Parliamentary Friends of Older People
47. Parliamentary Friends of Organ and Tissue Donation
48. Parliamentary Friends of Palestine
49. Parliamentary Friends of Palliative Medicine, Nursing and Care
50. Parliamentary Friends of People with Disability
51. Parliamentary Friends of Poland
52. Parliamentary Friends of Prevention of Domestic Violence and Sexual Assault
53. Parliamentary Friends of Public Schools
54. Parliamentary Friends of Racing and Breeding
55. Parliamentary Friends of Reconciliation
56. Parliamentary Friends of Religious Freedom
57. Parliamentary Friends of Rotary International
58. Parliamentary Friends of Rugby League
59. Parliamentary Friends of Rugby Union
60. Parliamentary Friends of Scotland Group
61. Parliamentary Friends of Seafood
62. Parliamentary Friends of Shooting and Outdoor Recreation
63. Parliamentary Friends of Small Business
64. Parliamentary Friends of Surf Life Saving
65. Parliamentary Friends of Surfing
66. Parliamentary Friends of Sustainable Fashion
67. Parliamentary Friends of Sydney Swans
68. Parliamentary Friends of Taiwan
69. Parliamentary Friends of the Duke of Edinburgh's International Award
70. Parliamentary Friends of the European Union
71. Parliamentary Friends of the Federal Democratic Republic of Nepal
72. Parliamentary Friends of the LGBTIQI Community and Sydney World Pride 2023
73. Parliamentary Friends of the Olympic and Paralympic Movements in NSW
74. Parliamentary Friends of the Solomon Islands
75. Parliamentary Friends of the United Kingdom
76. Parliamentary Friends of the United States of America
77. Parliamentary Friends of Turkey
78. Parliamentary Friends of Western Sydney Wanderers
79. Parliamentary Friends of Women's Health







## LEGISLATIVE COUNCIL

Parliament of New South Wales  
Macquarie Street  
SYDNEY NSW 2000  
[www.parliament.nsw.gov.au](http://www.parliament.nsw.gov.au)  
Ph (02) 9230 2111